

**KARLE & RUBNER**

# Decks 2023



# CONTENTS

## INNOVATIONS 2023 ..... 4

## OUR SERVICES

CAD planning team .....	7
Trainings .....	8
On-site supervision .....	9
Online planning tools .....	10
Online services .....	11

## PRODUCT DEVELOPMENT „MADE IN GERMANY“ ..... 12

## IMPORTANT FACTS ABOUT PATIO CONSTRUCTION

Professional installation of substructure .....	15
Appropriate protection from wind suction .....	16
Wind Exposure Category for patios on buildings .....	17
Drainage profiles for junctions to door/window .....	18
Use classes of wooden boards .....	19
Aluminium as a cost-efficient alternative to wood .....	20
10 years of system warranty .....	21

## SUSTAINABILITY THROUGH RECYCLED RAW MATERIALS ..... 22

## OUR PRODUCT GUIDE ..... 24

## THE NEW QCLICK-SYSTEM ..... 26

## DECKING BOARDS

Kebony® Clear QCLICK .....	34
Thermo wood .....	38
WPC .....	44

## CERAMIC PATIO TILES ..... 64

## DECK ACCESSORIES

Isopads .....	88
Decking support feet .....	90
Aluminium substructure .....	98
VARIO System .....	108

Installation of patio tiles .....	118
Installation system with SMART-Isostep .....	122
Installation system with Isostep-CLIP .....	124
Panel lifter .....	126

Fastening of decking boards .....	128
Terraflex / Terraflex Pro .....	132
Terrastart .....	136
Clipper / Clipperstart .....	138
Terrafix / spacer bar .....	142
Spacer cross .....	144
T-Clip / start/end Clip .....	144
Terraprotect / protective tape .....	145
Screws / drills .....	146

Patio trims .....	150
Drainage and ventilation profile .....	152
Basic / variable side panel .....	154
Aluminium system steps .....	156
Cover rails / Facing holder .....	159

Care .....	160
Cleaner / impregnation .....	162
Weed fleece .....	163

## PRIVACY SCREEN ..... 164

## TERRACE ROOFING ..... 170

## TECHNICAL INFORMATION ABOUT OUR PRODUCTS

Decking support feet in overview .....	180
Support points for laying patio tiles .....	180
Product combinations for laying patio tiles .....	181
Aluminium substructures in overview .....	182
Span and spacing values for surface payloads .....	184
WPC decking boards in overview .....	186
Suitable fixings for decking boards .....	188
Quantity of fasteners per m <sup>2</sup> .....	190
Running meters of decking boards per m <sup>2</sup> .....	190
Screws in overview .....	191
Recommendation for Pre-drilling .....	191
Suitable screw lengths for visible fastening .....	192
Care products .....	193

Illustrations in the catalogue may still correspond to previous models, as we reserve the right to make changes in the interest of product improvements at any time. Cover: Decking board in model Kebony Clear QCLICK. Back cover: Ceramic tiles Prism cloud

# Everything goes hand in hand

---

We are very pleased to present you our new catalogue „Decks 2023“. In addition to innovations such as our QCLICK system for the fastest way of laying decking boards, you will find newly designed pages on our services, handy overview tables for many articles as well as a lot of specialist knowledge on the construction of patios.

„For us, everything goes hand in hand“ - this does not only apply to the work areas in our company. „Hand in hand with the client“ is also a crucial aspect of Karle & Rubner's company philosophy. The steady improvement and expansion of our services as well as the development of new products is the basis of our constant exchange with our customers. Our new catalogue has also been further evolved through a lot of feedback and serves not only to present our products and systems, but also as a working tool for professional use.

We hope you enjoy browsing, reading and using it!








## INNOVATIONS 2023

We are glad to be able to present you new products once again in this catalogue. These include a completely new installation system that makes it easy to lay decking boards even faster: **QLICK**.

We have added new decking boards to the existing product portfolio and supplemented our screw range with several types for the visible screwing of decking boards.






 QCLICK system  
page 26

## QCLICK system

With the new QCLICK installation system for bottom-grooved planks, the fastest way of laying planks ever is possible: „Click on instead of screwing“ - now even faster!



 New ceramic  
page 76



 New screws  
page 146

## New ceramic tiles

The sizes 60x60, 45x90 and 80x80 cm are complemented by further attractive designs and thus leave nothing to be desired in our panel range.

## Visible fastening

To round off our range of accessories, we are now also offering a variety of visible fastenings for every construction situation.

## OUR SERVICES

The strengths of our ranges are rooted in the system concept: Everything is aligned starting from the products to all sales support services.

When developing our sales systems, the salesperson and the installer are always in the centre of our thoughts. We want to enable them with highly professional but easy-to-process products and a supporting marketing package to allow fast processing and to achieve optimal sales success.

Based on this, other important elements contribute to the success of the brand:

- Up-to-date communication
- Targeted training courses
- Planning aids for architects
- CAD programmes for projects
- Online planning tools for daily use
- And much more for optimal consulting at the P.O.S






# CAD project planning service

Precise planning in advance means that increasingly complex projects can also be realised within the shortest possible time. Our **CAD planning service** not only helps to realise technically demanding patio constructions, but also fulfils the requirement profiles of construction companies and architects.

This is how we plan your terrace:

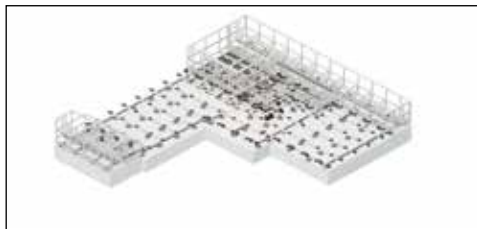

- Sketch/Checklist
  - Laying diagram
  - Quantity take-off
  - Detailed solutions
  - Installation steps
- 
- = Project design

With increasing complexity, such as planning of stair treads, door and window reveals or special terrace constructions, a three-dimensional view with additional functions can be useful. For this purpose, the planning layout can be requested for a user-friendly online application.

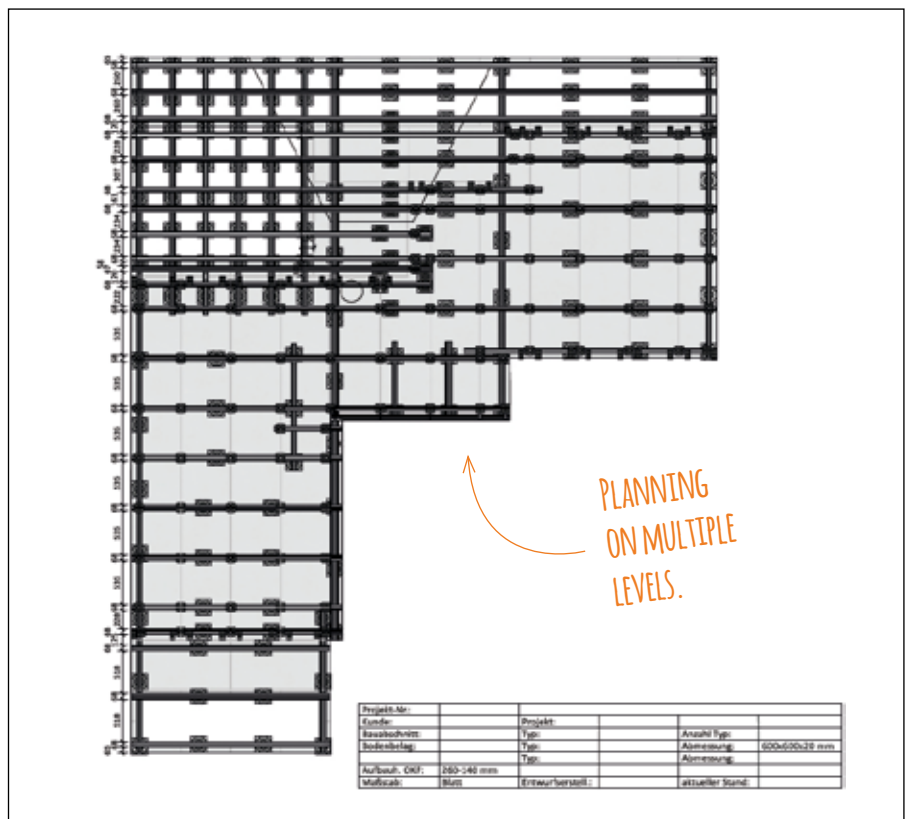


SCAN THE CODE AND  
DISCOVER NEW POSSIBILITIES

K & B



Ideal representation thanks to 3D visualisation



# Training courses

Professional advice and smooth installations are the craftsmanship for specialist retailers and installers. Our training courses help them to get to know the advantages of Karle & Rubner systems. When imparting the training content, it is most important to us that the training programme is tailored to the needs of the participants.

Therefore, we offer our training courses **on-site** at the retailer, in our new **training centre** or online via **webinar**. Our training contents are:

- Introduction to the system
- Practical experience
- All about planning
- Important facts about patio construction

More about this topic:  
[karle-rubner.de/schulungen](https://karle-rubner.de/schulungen)

CURRENT  
TRAINING COURSES




K & R



Our training centre in Eschenburg



On-site training at the retailers



Webinar



# On-site supervision

Following a project planned with CAD, we offer a compact **on-site instruction** session. The system and all its technical details are explained to the installers without taking up too much time. This means that neither the specialist retailer nor the installers require any previous knowledge of our system in order to realise complex projects together.

Elements of our project support service:

- Project briefing online / on site
- Introduction to the system
- Installation instruction
- Support throughout the project via WhatsApp, e-mail, telephone

Our support serves specialist retailers and installers as assistance for the successful implementation of projects and smooth project completion.

MORE DETAILS ABOUT  
ON-SITE SUPERVISION



K&R



# Online planning tools

Is it possible to plan a terrace, a privacy screen or a roofing without much prior knowledge within a few minutes with just a few clicks? Yes, it is! With the support of our planning tools, you are guided through your project step by step and after finalised planning you receive, among other things, a quotation template, a parts list, a technical drawing, installation plans as well as a cutting list.

The basis for the development of our planners is the feedback from our customers. We always strive to adapt the tools to the current requirements and therefore listen carefully to the ideas and requirements that the users bring to us for improvement. The continuous practical development is the main reason for the high acceptance of this sales and planning support.

We offer planners for our product ranges:

- Patio construction with decking boards
- Patio construction with tiles
- Privacy screens
- Roofing

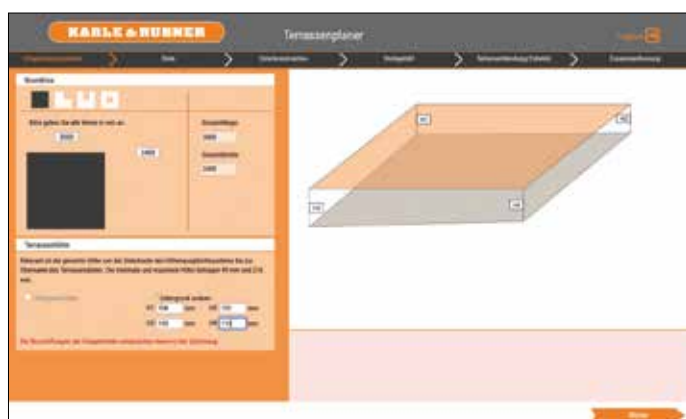
Our online planners are accessible to anyone interested. Here, projects of all ranges can be easily planned in common construction situations and are optimal for planning with the customer at the P.O.S. . This helps to speed up planning and processing overall, so that there is still time for the essentials even when demand is high.

Start planning right away:  
[karle-rubner.de/online-planer](http://karle-rubner.de/online-planer)

SCAN THE CODE  
AND START PLANNING



Online planner for roofs



Online planner for patio constructions with decking boards



Online planner for privacy screens



## Online services

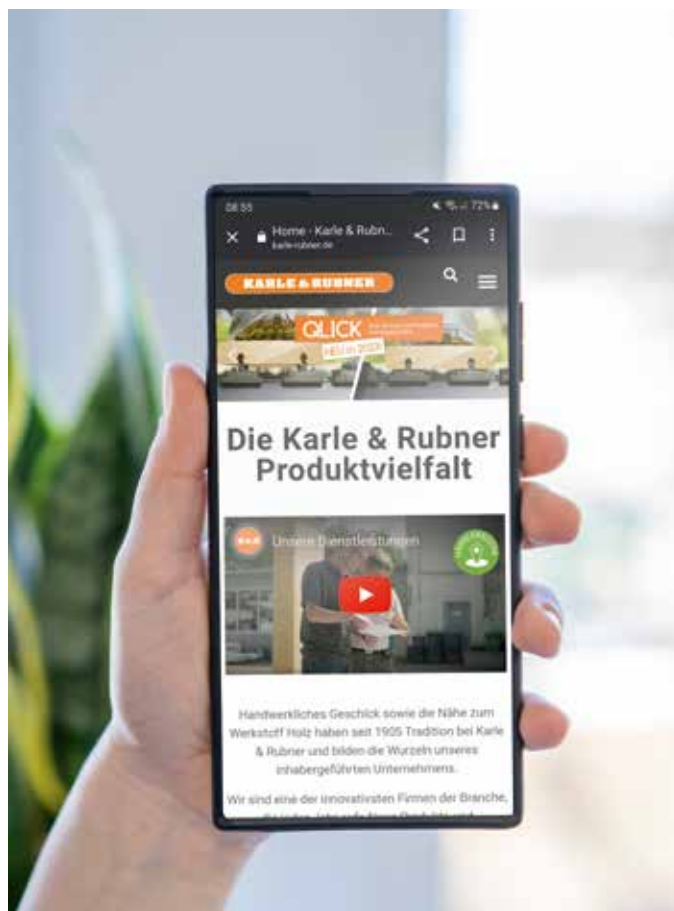

Do you want to dive deeper into the world of our products and services? You want to see what we are talking about? Or need more information on specific topics? Then take advantage of our wide range of online services:

Here you can find all about our service portfolio and get a glimpse behind the scenes. From direct impressions on the construction site to the introduction of our team, practical installation videos or convenient online planners to inspiring pictures that simply make you want to see more. Of course, you can access them anytime and anywhere.

On our homepage, you will not only find current topics about our product range, but also a particularly user-friendly guide through the world of Karle & Rubner. We offer a quick orientation that leads you to your desired destination with just a few clicks. Here you will find appealing images, detailed product descriptions as well as technical data sheets, catalogues and installation instructions.

Are you curious? Then visit us at [karle-rubner.de](https://karle-rubner.de)

THIS WAY  
TO OUR HOMEPAGE



## Social Media profiles

Our profiles are all about new inspirations related to patios. We are happy to show current reference objects on the platforms and also provide practical insights into project management as well as our everyday activities.

Whether on the construction site, in training courses or in conversation with the installer: „Available anytime, anywhere!“

On top of that, our YouTube channel features up-to-date „step-by-step“ installation instructions, information on our products and more.



CHECK OUT OUR  
SOCIAL MEDIA PROFILES





## PRODUCT DEVELOPEMENT „MADE IN GERMANY“

As a specialist in laying decking, Karle & Rubner attaches particular importance to innovative products. Our own product development and cooperation with regional producers enables us to offer trend-setting products that are always state of the art. Our particular focus is on the application and user-friendliness of the articles. At the same time, customer impulses, constant observation of the market and years of experience in our own application are the driving force for new product ideas.

These components make TERRACON® patio accessories a professional and indispensable component in the laying of patio decking. The coordinated products offer solutions for a wide range of setup situations and facilitate efficient and convenient decking construction. To us, all of this constitutes quality „Made in Germany“.





Planning and construction



Test with 3D model on existing products



First application in practice



Quality control of samples

# TERRASSEN- UND BALKONBELÄGE

aus Holz und Holzwerkstoffe



## IMPORTANT FACTS ABOUT PATIO CONSTRUCTION

The selection of patio floorings of various materials has become almost limitless in the last few years. In addition to the traditional wooden decking, modified wood, WPC/BPC boards and ceramic tiles offer a wide range of products for every need. To ensure that the patio remains aesthetically pleasing for many years to come, all types of decking require a suitable substructure and an installation that complies with the regulations. On the following pages, we have gathered some important guidelines to help you with planning and implementing your dream terrace.

Fachregeln des Zimmerer  
Balkone und Terrassen

Herausgegeben vom Zentralverband des  
Deutschen Dachdeckerhandwerks – Fachverband  
Dach-, Wand- und Abdichtungstechnik – e.V.

Deutsches  
Dachdeckerhandwerk  
Regeln für  
Abdichtung




The construction of a deck requires expert knowledge and is subject to generally recognised regulations, such as the brochure „Decking and Balcony Surfaces“ from GD-Holz. For successful planning and execution, be sure to inform yourself about local building regulations and pay attention to the installation instructions for the decking boards and fastening materials.


By walking on a terrace and with heavy-working planks, forces act that can shift the entire substructure. For this reason, a permanently stable fastening is essential. The following graphics show different ways of installing a terrace in a torsion-resistant manner:




Construction with bolting to the ground  
(e.g. concrete, asphalt or patio slabs)




Construction with double substructure at front and end



Construction with counter battens



Construction with cross bracing



# Appropriate protection from wind suction on roof decks

If the wind suction load is not taken into account when planning a patio, a roof deck that is too light may „lift off“ in high winds. The occurring forces are classified in wind load zones and differ depending on the region as well as the height of the building. In Germany, these are classified from 1 to 4, with the highest class 4 being in maritime areas\*. In addition to the wind load zones, the building height must be taken into account in the determination. The rule applies here: the higher the building, the higher the wind suction load. The object-related values are determined by an architect.

**Example:** The total weight of a planned patio, consisting of decking boards and substructure, is 0.8 kN/m<sup>2</sup>. Taking the wind suction load into account, however, the value would have to be 1.2 kN/m<sup>2</sup>. To achieve this value, you could, for example, screw the construction to the floor of the building. This is often not practicable, as it would damage the waterproofing underneath and cause water to penetrate.

Therefore, with the new wind load carrier, a system component has been developed that is fixed by simply clipping it underneath the system rail and thus serves as a support for weights. By placing concrete slabs on the wind load carriers, for example, the specified amount of weight can be achieved.

\*according „Fachregeln für Dächer mit Abdichtungen – Flachdachrichtlinien“

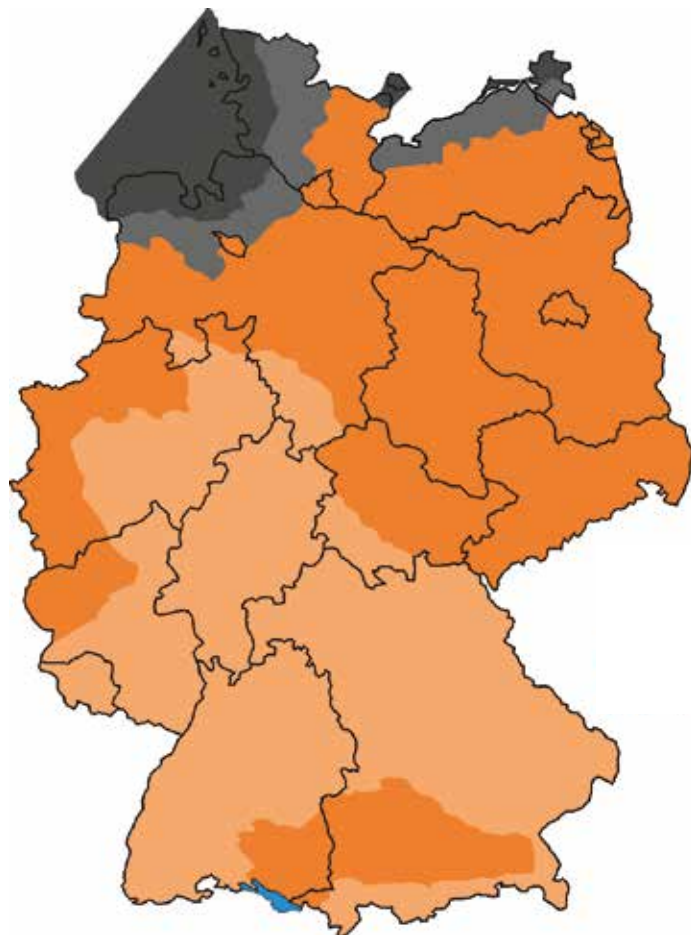


Weighing down the structure e.g. by concrete or steel slabs 30x30 cm according to the required weight per unit area.





- Wind load categories are defined regionally and determined on a site-specific basis
- Wind load categories are classified from 1 - 4
- In addition to the different categories, the height of the building must also be taken into account
- Suitable measures are to be determined between planner and constructor



Simplified velocity compressions for buildings  $h \leq 25$  m according to DIN EN 1991-1-4/NA

Wind load category and combined profiles		Velocity compressions $q(z_e)$ in $\text{kN/m}^2$ at the height $h$ within the limits of		
		$h \leq 10$	$10 \text{ m} < h \leq 18 \text{ m}$	$18 \text{ m} < h \leq 25 \text{ m}$
1	Inland	0,50	0,65	0,75
2	Inland	0,65	0,80	0,90
	Coast and Islands of the Baltic Sea	0,85	1,00	1,10
3	Inland	0,80	0,95	1,10
	Coast and Islands of the Baltic Sea	1,05	1,20	1,30
4	Inland	0,95	1,15	1,30
	Coast and Islands of the Baltic Sea	1,25	1,40	1,55

- Wind load category 4
- Wind load category 3
- Wind load category 2
- Wind load category 1

Excerpt from „Flachdachrichtlinie“

## Example for Wind loads:

Kebony 142x22 mm  $15,0 \text{ kg / m}^2$   
 Substruction Kebony  $4,3 \text{ kg / m}^2$   
 Decking support feet 0,3 kg / Stück  $1,2 \text{ kg / m}^2$

Total weight:  $20,5 \text{ kg / m}^2$



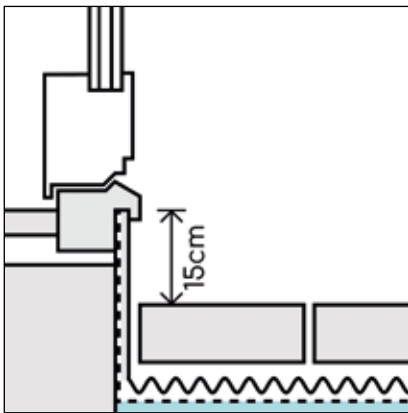
# Drainage profiles for junctions to door/window elements

The issue of Drainage Systems for patios has gained increasing importance in the last few years, especially when it comes to junctions with door and window reveals. The water that accumulates on the terrace via rain, splash water or snow should be drained off as quickly as possible. Especially in the area of house connections and door reveals, waterlogging should be avoided at all costs. In this way, water penetration can be prevented, e.g. through door sealings.

The specifications as to when and how a drainage grid must be used along with the connection heights on the house are regulated by the Flat Roof Guideline and DIN 18531. These serve as reference works and list the different requirements, which are differentiated in the following steps. The connection height of the terrace at the building or reveal is used as the basis for assessment:

- $\geq 150$  mm without drainage grid = connection complies with regulations
- between 150 and 50 mm with drainage grid = connection complies with regulations
- less than 50 mm is a „special sealing construction“ that can be regulated in consultation with all parties involved
- smaller than 20 mm to 0 mm is considered barrier-free according to DIN 18040 and is also a „special sealing construction“

Our drainage profile corresponds to the drainage grid required by the „Flachdachregel“ with a width of at least 150 mm.





# Use classes of wooden boards

Despite numerous maintenance-free alternatives such as WPC or BPC, decking boards made of solid wood are still very popular. The feel and grain of the wood planks are the main factors in the decision to choose this material.

When looking for suitable decking boards, the durability of the wood species is important besides its structure and colour. Therefore, tropical hardwoods are often chosen. However, the origin and thus the sustainability of a plank is currently more important than ever, which is why the importance of domestic woods such as larch, Douglas fir or also thermo-wood in pine and ash is increasingly growing. In order to achieve a high longevity with the choice of a more sustainable plank, the constructive wood protection also plays a decisive role in addition to the selection of the wood species. This is why during construction, you should make sure that the planks are protected from waterlogging. This is prevented by spacers between the decking boards and the substructure. As experience shows, the constructive wood protection according to DIN 68800 achieved in this way leads to a 20 - 30 % longer service life.

**Example GK3:** Classification of decking boards e.g. made of pine, larch, Douglas fir

Laying the boards without spacers means a classification in the lower service class 3.2 - by using spacers (Terraflex/Terrofix/Clipper) the same boards are upgraded to the higher GK 3.1 and are thus comparable with the durability of many tropical hardwoods.



# Aluminium is more cost-effective than wood!

An average terrace area measures 15 m<sup>2</sup>. The following example shows the effects of using substructures made of wood versus aluminium and their different static load capacities. The example is based on the following assumptions:

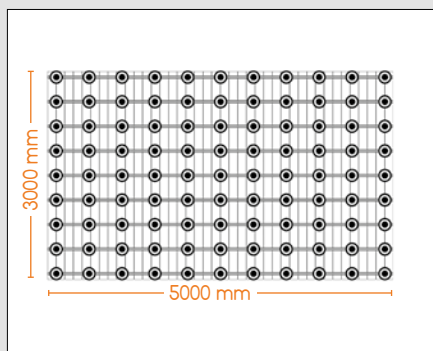
- the entire terrace requires height compensation and must be underpinned with Decking support feet
- the spacing between the substructures is 40 cm in width
- the boards are laid without a joint

- ✓ Less decking support feet
- ✓ Waste-optimised installation
- ✓ Less assembly effort
- ✓ Time saving due to less adjusting and aligning

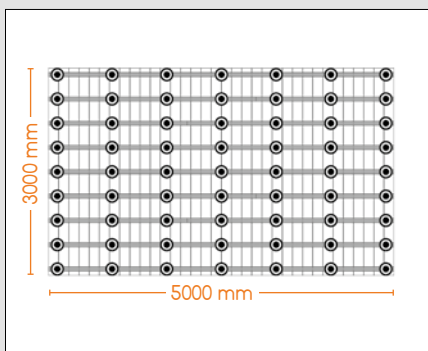
= COST SAVINGS

**PRICE ADVANTAGE:** The cost saving due to the smaller amount of decking support feet the higher price of a substructure made of aluminium compared to wood starts at an area of 5 m<sup>2</sup>! Additionally, aluminium UK's allow a waste-optimised installation by using connectors!



**TIME SAVING:** Less decking support feet = less time for aligning a convenient installation base. When using the decking support feet with flexible top part, the installation surface does not even have to be aligned in a time-consuming manner, as it can be inclined by up to 8 %. The use of our decking support feet CLIP with the TWIXT-/BIG-Isostep rails saves additional tedious bolting by simply clicking them on.




Wooden substructure:  
99 Decking support feet  
Distance between bearing points max. 50 cm



TWIXT-Isostep (Alu)  
63 Decking support feet  
Distance between bearing points max. 80 cm



BIG-Isostep (Alu)  
54 Decking support feet  
Distance between bearing points max. 110 cm

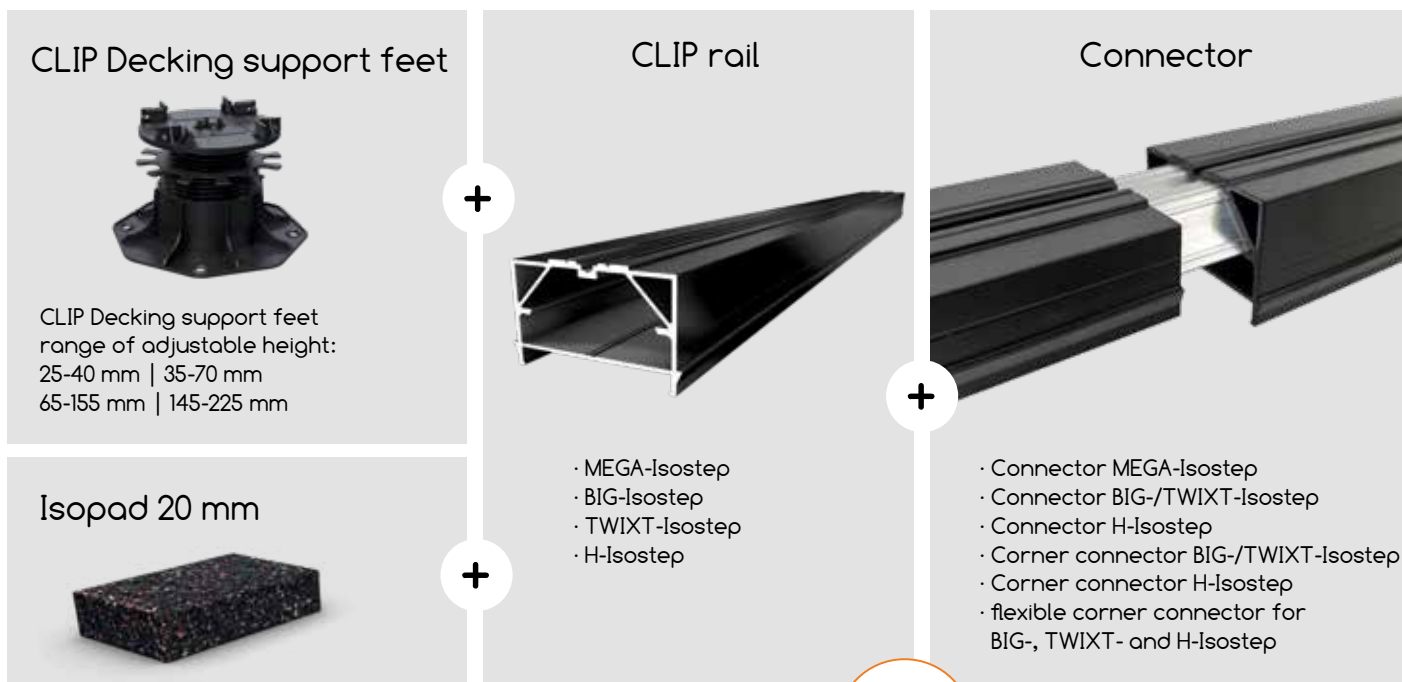


By using an aluminium substructure, up to 45 decking support feet can be saved!



# 10 Years System Guarantee

We have developed, tested, trialled for you and it has proven itself in practice for years. From now on, we therefore give a 10-year guarantee on an entire substructure from our Karle & Rubner system! This system guarantee\* includes the combination of the following products:



\* For information on the terms and conditions of the guarantee visit [karle-rubner.de](http://karle-rubner.de)



# SUSTAINABILITY THROUGH RECYCLED RAW MATERIALS

Our plastic products have been manufactured from regranulate for years. This regranulate consists of 98% recycled industrial plastic waste, which comes exclusively from German production. The raw material recovered in this way is comparable with new goods in 1A quality, i.e. the mechanical, thermal and chemical properties are almost identical.

Over 90% of the raw material for the high-quality granulates in our Isopads comes from recycled old tyres and technical rubber materials. This is processed according to our specifications in such a way that breathable products with high water permeability are created. Recovered raw materials (recycled label material, plastics from household waste or wood shavings from pallets) are also used in the manufacture of most of our WPC patio decking via technically sophisticated production processes with a share of up to 95%.

**All Isopads, plastic products and WPC boards are fully recyclable.**







Terraflex made of 98% PP regranulate



Aluminium substructures made of 30% alu scrap

**„recycled material“ BUTTON**

We use the “recycled material” button to mark all of the products with the percentage of recycled material used in the production process.




Isopads made of 95% discarded tyre granulate



WPC decking boards with recycled content of up to 95 % from plastic or label waste

# Our Product Guide



## Substructure for all deckings

1



**Isopod**, levels out unevenness and provides water-logging protection.

p. 88

2



**Decking support feet CLIP**, height adjustable with gradient compensation up to 8 %.

p. 92

3



**TWIXT-/BIG-Isostep**, aluminium substructure for high construction height.

p. 100

4



**SMART-Isostep**, aluminium substructure for low construction height.

p. 104

## Fastening of decking boards

5



**Terraflex**, invisible fastening for grooved boards.

p. 132

6



**Clipper**, invisible fastening for boards without groove.

p. 138

7



**Terrafix**, distance holder for visible screwing.

p. 142



The approved system for easy and quick installation of all common patio deckings.

**ONE system for ALL decks:** with only a few additional accessories, the same system can be used for the simple and quick installation of patio tiles and decking boards.

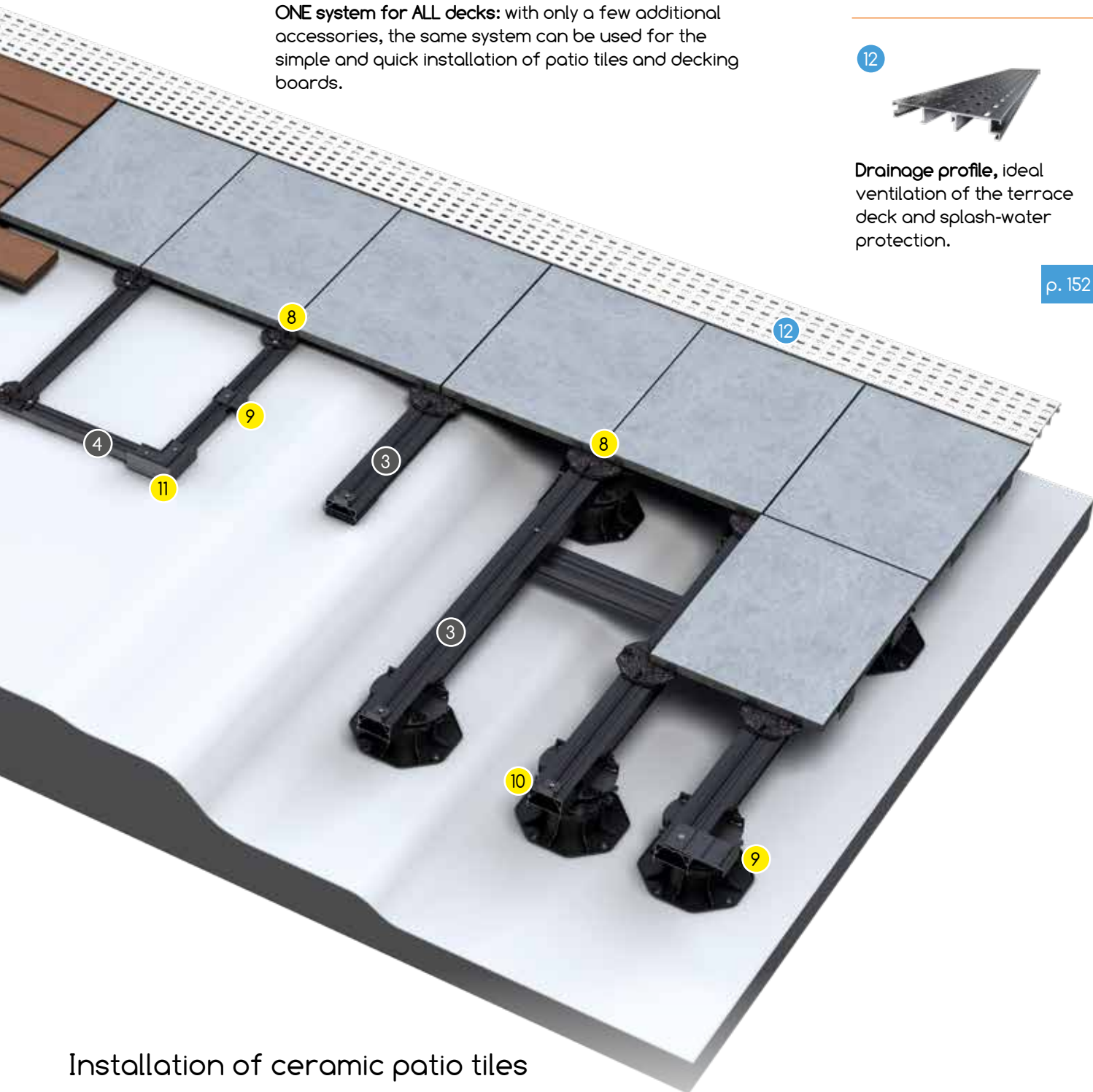
## Patio trims

12



**Drainage profile**, ideal ventilation of the terrace deck and splash-water protection.

p. 152



## Installation of ceramic patio tiles

8



**M-Fix / M-Fix SMART**, non-slip support for an even joint pattern (3 mm).

p. 122/124

9



**S-Fix / S-Fix SMART**, lateral attachment of patio tiles.

p. 123/125

10



**Wall-Fix**, front attachment of patio tiles.

p. 125

11



**Corner-Fix SMART**, prevents lateral slipping in the corner area for laying on SMART-Isostep.

p. 123



## THE QCLICK SYSTEM

With the new QCLICK laying system for bottom-grooved decking boards, the fastest way of installing decking boards so far is now possible: „Click instead of screw“ - now even faster!

The planks are installed on the aluminium substructure with pre-assembled fasteners using a click mechanism without screws. The system offers simple and error-free assembly and at the same time provides a harmonious and consistent joint pattern. Thanks to the predefined spacing of the fasteners, the special planks in widths of 120 mm and 140 mm are simply clicked into place without any time-consuming alignment.

More time cannot be saved, as the substructure of the QCLICK system can be combined with the tried and tested decking accessories from Karle & Rubner. Whether decking support feet, 20 mm Isopads or corresponding connectors of the system rails - you can use all the advantages of slope and height compensation during installation.

Decking board Kebony Clear QCLICK



# QUICK + KLIK = QCLICK

---



Pre-assembled fasteners



Screwless mounting



Harmonious and consistent joint pattern

## EASY - FAST


---



Can be combined with the proven K&R system



Statically loadable connectors



Wider spacing =  
Less decking support feet

## INNOVATIVE

---



The fastest way ...



... to remove ...



... and reinstall decking boards.





## QLICK - the simply faster laying system


### Advantages:

- ✓ Fastest way to lay floorboards, thanks to pre-assembled fasteners and screwless fixing
- ✓ easy and error-free assembly
- ✓ Permanently harmonious joint pattern, due to the fastening with bottom-side groove for uniform swelling and shrinkage behaviour of the planks
- ✓ can be combined with decking support feet, 20 mm Isopads or corresponding connectors of the system rails
- ✓ High statics through large intervals between support points with QCLICK Standard (up to 950 mm)
- ✓ Adjustable rotation range of the fastening for angled surfaces
- ✓ Trouble-free removal and reinsertion of individual planks in the area









## QCLICK rail

The QCLICK alu substructure with pre-mounted fastening clips for boards with bottom grooves is available in two variants: for boards with a width of 120 mm and 140 mm. The boards are fixed by placing them on the rail and clicking them into place from above. The high static strength of the rail ensures a span width of 950 mm (2 kN) or 750 mm (4 kN). The QCLICK rail is suitable for installation heights from 53 mm. For installation at angles, the rails and fasteners are also available separately. These can be fitted on site to adapt to the surface.

Product	Part no.	Dimensions	Qty. / PU	Qty. / pallet
QCLICK alu rail 120 mm	9676	68x41x1984 mm	1 Pc.	64
	9675	68x41x3968 mm	1 Pc.	64
QCLICK alu rail 140 mm	9680	68x41x1885 mm	1 Pc.	64
	9679	68x41x3915 mm	1 Pc.	64

### Advantages:

- ✓ for installation heights from 53 mm
- ✓ high static for less bearing points (4 kN/750 mm)
- ✓ Pre-assembled fasteners save one work step
- ✓ can be combined with the K&R System such as decking support feet, 20 mm Isopads or corresponding connectors of the system rails

## QCLICK light rail

For lower installation heights from 28 mm, the QCLICK light rail offers the same advantages of quick plank installation. The low version benefits from the integrated rubber granulate insert, especially on level subfloors such as concrete, paving or tiling. This ensures optimum impact sound protection and prevents waterlogging under the installed surface.

Product	Part no.	Dimensions	Qty. / PU	Qty. / pallet
QCLICK light alu rail 120 mm	9678	50x28x1984 mm	1 Pc.	50
	9677	50x28x3968 mm	1 Pc.	50
QCLICK light alu rail 140 mm	9682	50x28x1885 mm	1 Pc.	50
	9681	50x28x3915 mm	1 Pc.	50

### Advantages:

- ✓ Pre-assembled fasteners save one work step
- ✓ for lower installation heights from 28 mm
- ✓ incl. integrated rubber granulate insert for direct installation on even subfloors





## QLICK rails without drilling

The QLICK alu rails without drilling can be used for terraces with diagonally laid boards or for creating the counter-battening.

Product	Part no.	Dimensions	Qty. / PU	Qty. / pallet
QLICK alu rail without drilling	9674	68x30x4000 mm	1 Pc.	64
QLICK light alu rail without drilling	9684	40x17x4000 mm	1 Pc.	50



## QLICK fastener

The single QLICK fastener is used to create terraces with diagonally laid boards, for example.

Product	Part no.	Qty. / PU	PU / box
QLICK fastener incl. drilling screw for alu rails	9683	50 Pcs.	8



### Advantages:

- ✓ easy screw connection with the alu rails
- ✓ 360° rotation rate



## QLICK end support

The QLICK end support serves as an additional bearing element for planks that have been cut to length. The plank, secured only by one fastener, sits firmly on top of the end support.

Product	Part no.	Qty. / PU	PU / box
QLICK end support incl. drilling screw for alu rails	9686	20 Pcs.	16



## QLICK facing holder


The QLICK facing holder is used to hold QLICK decking boards for side cladding of the terrace. Due to the simple and stable connection to the aluminium substructure, the side facing can be attached independently of the subfloor.

Product	Part no.	Qty. / PU	PU / box
QLICK facing holder 120 incl. adapter and screws for two boards	7610	4 Pcs.	8
QLICK facing holder 140 incl. adapter and screws for two boards	7611	4 Pcs.	8

### Advantages:

- ✓ ideal for cladding the terrace with planks
- ✓ comfortable fastening on the alu rails
- ✓ easy removal and reinstallation of the planks

## Kebony® Clear QCLICK




Kebony® Clear QCLICK, Solid profile				
Design	Part no.	Dimensions	Fixing	Qty. / pallet
Kebony® Clear QCLICK	7589	22x118x3000 mm	QCLICK System	144 Pcs.
	7595	22x118x3600 mm	QCLICK System	144 Pcs.
	7590	22x118x4200 mm	QCLICK System	144 Pcs.
	7594	22x118x4800 mm	QCLICK System	144 Pcs.



## Thermo wood QCLICK



Thermo wood QCLICK, Solid profile				
Design	Part no.	Dimensions	Fixing	Qty. / pallet
Thermo pine QCLICK	7591	26x118x3000 mm	QCLICK System	180 Pcs.
	7592	26x118x3900 mm	QCLICK System	180 Pcs.
	7588	26x118x4200 mm	QCLICK System	180 Pcs.
	7587	26x118x4500 mm	QCLICK System	180 Pcs.
	7593	26x118x5100 mm	QCLICK System	180 Pcs.
Thermo ash QCLICK	7586	21x118x2200 mm	QCLICK System	128 Pcs.
	7585	21x118x2500 mm	QCLICK System	128 Pcs.



Decking board Kebony® Clear QCLICK  
© David Arzt Fotografie



## Piazza Pro QCLICK



Piazza Pro QCLICK, Solid profile				
Design	Part no.	Dimensions	Fixing	Qty. / pallet
grey	7578	25x140x4000 mm	QLICK System	49 Pcs.
	7577	25x140x5000 mm	QLICK System	49 Pcs.
oak	7580	25x140x4000 mm	QLICK System	49 Pcs.
	7579	25x140x5000 mm	QLICK System	49 Pcs.
anthracite	7584	25x140x4000 mm	QLICK System	49 Pcs.
	7583	25x140x5000 mm	QLICK System	49 Pcs.
ceder	7582	25x140x4000 mm	QLICK System	49 Pcs.
	7581	25x140x5000 mm	QLICK System	49 Pcs.
light grey	7599	25x140x4000 mm	QLICK System	49 Pcs.
	7598	25x140x5000 mm	QLICK System	49 Pcs.



Decking board WPC Piazza light grey

## KEBONY DECKING BOARDS

Kebony is suitable for all applications where high performance coupled with attractive aesthetics is vital. The environmentally friendly Kebony® modification process using bio-alcohol improves the properties of sustainable and FSC-certified softwoods by permanently changing and strengthening their cell structure. The result: wood with premium features that convinces craftsmen and architectural offices alike. Kebony is extremely versatile and opens up a wide range of outdoor uses - for terraces, walkways, footbridges and more.

Decking boards made of Kebony wood are particularly durable and low-maintenance. Apart from normal cleaning, it does not require any additional treatment.


ke  
bo  
ny®

Decking board Kebony® Clear QCLICK





Decking board Kebony® Clear QCLICK



Decking board Kebony® Clear QCLICK

#### Advantages:

- ✓ sustainable and certified
- ✓ ecologically modified
- ✓ extremely durable and hard-wearing
- ✓ dimensionally stable
- ✓ very low maintenance
- ✓ ready for immediate use without pre-treatment
- ✓ easy to process
- ✓ assembly-friendly
- ✓ 20–35 years of guarantee






Decking board Kebony® Clear QCLICK




## Kebony® Clear QCLICK



Kebony® Clear QCLICK, solid profile				
Design	Part No.	Dimensions	Fastening	Qty. / pallet
Kebony® Clear QCLICK	7589	22x118x3000 mm	QCLICK System	144 Pcs.
	7595	22x118x3600 mm	QCLICK System	144 Pcs.
	7590	22x118x4200 mm	QCLICK System	144 Pcs.
	7594	22x118x4800 mm	QCLICK System	144 Pcs.



Due to the special preservation, Kebony takes on a beautiful dark brown, reminiscent of the colours of tropical woods. Over time, the surface develops a silver-grey patina when exposed to direct weathering, which attractively underlines its naturalness - without diminishing its excellent performance qualities. If desired, the original colour can be preserved with UV-protective oil.



Deck accessories from page 26

Decking board Kebony® Clear QCLICK





## PATIO DECKING FROM THERMO WOOD

Thermo wood is the ecological alternative to tropical hardwoods. Domestic woods, such as pine or ash, are subjected to a process without chemical additives. In this method, the cell structures become modified by high temperatures and humidity in a way that the water absorption capacity is greatly reduced. This makes the boards less prone to wood-damaging fungus or insect infestation, and they become similarly durable to tropical wood with a sharply reduced swelling/shrinkage behaviour.

Our thermo-wood boards have a long service life, and their smooth planed or brushed surfaces make them the visual highlight of every deck.

Thermo ash patio decking





Greyed thermo ash decking



Thermo pine decking boards

#### Advantages:

- ✓ Long service life
- ✓ High durability class
- ✓ Resistant to wood-damaging fungus or insect infestation
- ✓ High dimensional stability
- ✓ Weather-resistant
- ✓ Without chemical additives
- ✓ No bleeding or resination of the boards
- ✓ Invisible attachment possible (Terraflex, Terraflex Pro, Clipper)





**Cracking:** Minimal stress cracks are also possible in thermally treated wood.

These are normally 1-2 mm wide and cannot be limited to a specific length.

**Greying:** A natural greying process occurs if the boards are not treated with decking oil.

Thermo ash decking boards, greyed





Thermo ash decking board  
right after installation



Untreated Thermo ash decking  
one year after installation






Patio decking thermo pine



## Thermo pine Decking boards




Thermo pine decking boards				
Design	Part no.	Dimension	Fixing	Qty. / pallet
with groove, ribbed surface	6903	26x140x3000 mm	Terraflex / Terraflex Pro 	126 Pcs.
	6580	26x140x3900 mm		126 Pcs.
	6971	26x140x4200 mm		126 Pcs.
	6581	26x140x4500 mm		126 Pcs.
	7542	26x140x5100 mm		126 Pcs.
with groove, brushed surface	6905	26x140x3000 mm		126 Pcs.
	6582	26x140x3900 mm		126 Pcs.
	6542	26x140x4200 mm		126 Pcs.
	6583	26x140x4500 mm		126 Pcs.
	7543	26x140x5100 mm		126 Pcs.
with groove, ribbed surface	6991	26x118x4800 mm		105 Pcs.
with groove, brushed surface	6412	26x118x4800 mm		105 Pcs.
Wooden substructure				
Thermo pine	6950	42x68x4200 mm		120 Pcs.



## Thermo ash Decking boards



Thermo ash decking boards				
Design	Part no.	Dimension	Fixing	Qty. / pallet
Thermo ash with groove & milled top, smooth surface	7234	20x115x1550 mm	Terraflex / Terraflex Pro 	144 Pcs.
	7235	20x115x1850 mm		144 Pcs.
	7236	20x115x2150 mm		144 Pcs.
	7237	20x115x2450 mm		144 Pcs.
Thermo ash with groove & milled top, brushed surface	7238	20x115x1550 mm		144 Pcs.
	7239	20x115x1850 mm		144 Pcs.
	7240	20x115x2150 mm		144 Pcs.
	7241	20x115x2450 mm		144 Pcs.
Wooden substructure				
Thermo pine	6950	42x68x4200 mm		120 Pcs.



 Decking boards and fasteners in overview on  
pages 188-189

 Suitable accessories from page 128





## WPC DECKING BOARDS

Sustainability is a key issue for our WPC decking boards. That is why most of our WPC products are made from a high amount of recycled materials.

The advantages of the planks are not only limited to a 0% slope installation, grease and oil resistance and dimensional stability, but they also impress with unique surface structures, exclusive looks, hard-wearing surfaces and attractive, modern colours. Our range offers all you need for an individual terrace design - tailored to your project.

All features for each version can be found on the following pages.

TERRACON® WPC 140 bright beige





TERRACON® WPC Piazza oak



TERRACON® WPC 137 cedar

#### Advantages:

- ✓ Installation with 0% gradient is possible
- ✓ Resistant to oil, grease stains and other soiling
- ✓ Unique surfaces
- ✓ Exclusive designs
- ✓ Scratch-proof and barefoot-friendly
- ✓ Modern Colors
- ✓ Dimensionally stable
- ✓ Free of splinters
- ✓ Durable against chlorinated and salty water
- ✓ Recyclable





## TERRACON® WPC Piazza

A surface with a high-performance polymer coating in four attractive colours and lifelike hardwood embossing characterise this board. The high-quality coating ensures that the boards remain colour-stable and are resistant to almost all types of soiling. With up to 75% processed recycled material as well as full recyclability, the Piazza adds accents and scores points on the important topic of sustainability.

### Advantages:

- ✓ Very high colour resistance thanks to polymer coating
- ✓ Up to 25 year warranty (colour, stain and material guarantee)
- ✓ Free of splinters and barefoot-friendly
- ✓ Scratch-proof
- ✓ Resistant to oil, grease stains and other soiling
- ✓ Durable against chlorinated and salty water
- ✓ Installation with 0% gradient is possible
- ✓ Slip-resistance R10 - A+B+C (according to DIN 51130 / DIN 51097)
- ✓ Fully recyclable
- ✓ Made in Germany
- ✓ Private and commercial use



### Recycled material



The Piazza WPC board consists of 75% recovered raw materials (recycled label material and polyethylene). The board is therefore the product with the highest recycling rate of all European manufacturers and is fully recyclable, even after its guaranteed service life of 25 years.





TERRACON® WPC Piozzo light grey





TERRACON® WPC Piazza ceder



## TERRACON® WPC Piazza One



grey



oak



walnut



anthracite




mahagoni



ceder



light grey

TERRACON® WPC Piazza One with groove, solid profile				
Design	Part no.	Dimensions	Fixing	Qty. / pallet
grey	7464	25x140x4000 mm	Terraflex / Terraflex Pro 	49 Pcs.
	7465	25x140x5000 mm		49 Pcs.
oak	7466	25x140x4000 mm		49 Pcs.
	7467	25x140x5000 mm		49 Pcs.
walnut	7462	25x140x4000 mm		49 Pcs.
	7463	25x140x5000 mm		49 Pcs.
anthracite	7460	25x140x4000 mm		49 Pcs.
	7461	25x140x5000 mm		49 Pcs.
mahagoni	7530	25x140x4000 mm		49 Pcs.
	7531	25x140x5000 mm		49 Pcs.
ceder	7534	25x140x4000 mm		49 Pcs.
	7535	25x140x5000 mm		49 Pcs.
light grey	7532	25x140x4000 mm		49 Pcs.
	7533	25x140x5000 mm		49 Pcs.



Piazza One



TERRACON® WPC Piazza light grey



Decking boards and fasteners in overview from page 188



Suitable accessories from page 128



TERRACON® WPC Piazza oak



## TERRACON® WPC Piazza Pro



grey



oak



walnut



anthracite



mahagoni



ceder



light grey

### TERRACON® WPC Piazza Pro with groove, solid profile

Design	Part no.	Dimensions	Fixing	Qty. / pallet
grey	7472	25x140x4000 mm	Terraflex / Terraflex Pro <span style="background-color: #008000; color: white; padding: 2px;">N6</span>	49 Pcs.
	7473	25x140x5000 mm		49 Pcs.
oak	7474	25x140x4000 mm		49 Pcs.
	7475	25x140x5000 mm		49 Pcs.
walnut	7470	25x140x4000 mm		49 Pcs.
	7471	25x140x5000 mm		49 Pcs.
anthracite	7468	25x140x4000 mm		49 Pcs.
	7469	25x140x5000 mm		49 Pcs.
mahagoni	7536	25x140x4000 mm		49 Pcs.
	7537	25x140x5000 mm		49 Pcs.
ceder	7540	25x140x4000 mm		49 Pcs.
	7541	25x140x5000 mm		49 Pcs.
light grey	7538	25x140x4000 mm		49 Pcs.
	7539	25x140x5000 mm		49 Pcs.



Piazza Pro



TERRACON® WPC Piazza light grey

 Decking boards and fasteners in overview from page 188

 Suitable accessories from page 128




## TERRACON® WPC 140

The wavy design of the TERRACON® WPC 140 with its colour embedding is unique and gives your deck a luxurious and exclusive look. The surface is embossed and not milled, which makes it much less prone to dirt or grease.

The TERRACON® WPC 140 patio decking consist of 70% of wood fibres and 30% environmentally friendly and food safe polymer. The wood fibres used are derived from timber of sustainable forestry. The material composition makes the decking boards very stable and easy to maintain. The special top coat makes the TERRACON® WPC particularly resilient, durable and also easy to maintain and process.

### Advantages:

- ✓ Due to dark colour gradients on the surface each board is unique
- ✓ Dimensionally stable
- ✓ Free of splinters and barefoot-friendly
- ✓ Easy care, grease and oil resistant
- ✓ Durable against chlorinated and salty water
- ✓ Installation with 0% gradient is possible
- ✓ High skid resistance R11 (according to DIN 51130)
- ✓ Use of timber from sustainable forestry – tropical wood-free
- ✓ Fully recyclable
- ✓ Made in Germany
- ✓ Private and commercial use







TERRACON® WPC 140 bright beige





TERRACON® WPC 140 hazel



# TERRACON® WPC 140

Surface 1	Surface 2*	Weather-related brightening**
		
bright beige		
		
hazel		
		
grey		
		
anthracite		

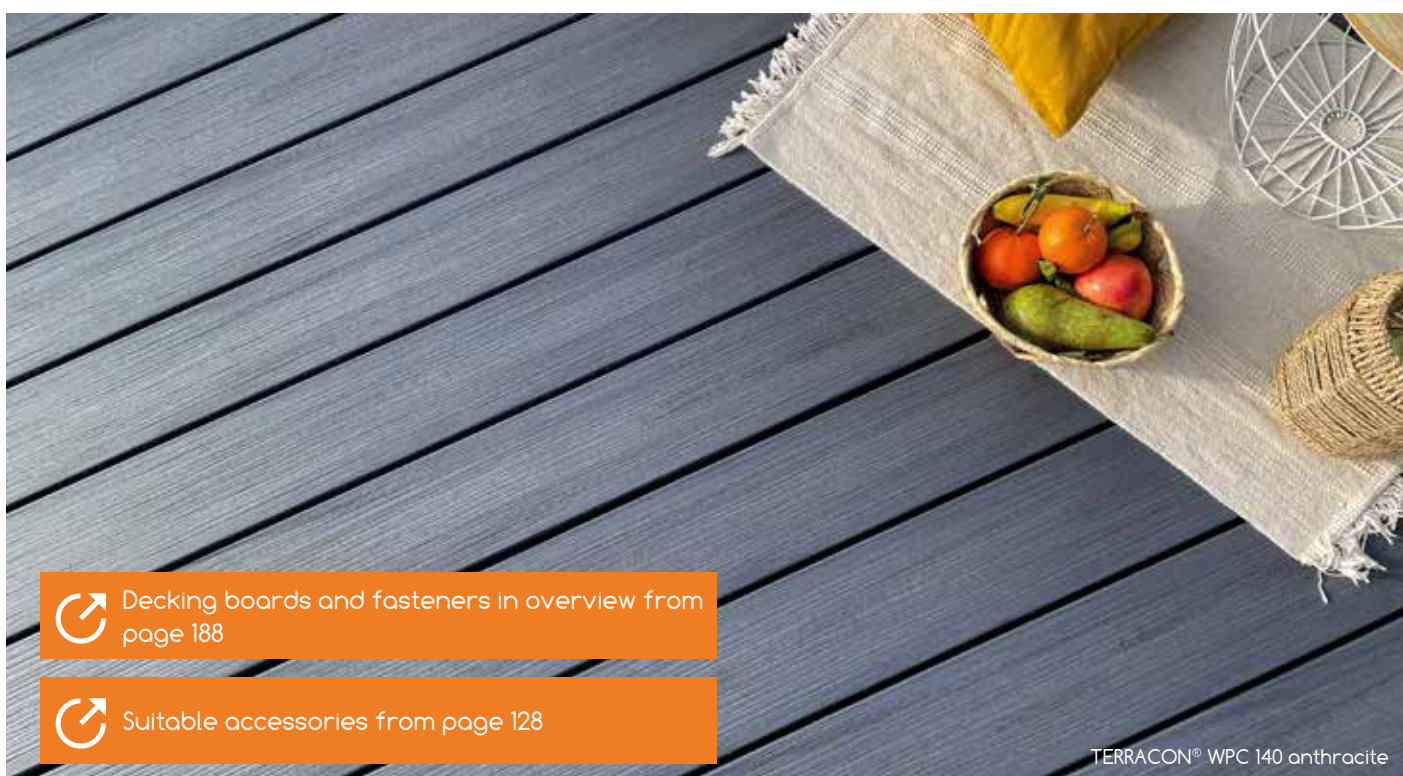
TERRACON® WPC 140 with groove, solid profile				
Design	Part no.	Dimensions	Fixing	Qty. / pallet
bright beige	7317	21x140x4000 mm	Terraflex / Terraflex Pro <span>N6</span>	70 Pcs.
	7318	21x140x5000 mm		70 Pcs.
hazel	7311	21x140x4000 mm		70 Pcs.
	7312	21x140x5000 mm		70 Pcs.
grey	7314	21x140x4000 mm		70 Pcs.
	7315	21x140x5000 mm		70 Pcs.
anthracite	7431	21x140x4000 mm		70 Pcs.
	7432	21x140x5000 mm		70 Pcs.

With dark colour embedding



\*Significantly more striking colour inclusions give surface 2 its characteristic appearance.

\*\*Bleaching due to weather conditions, one year after installation.



Decking boards and fasteners in overview from page 188



Suitable accessories from page 128

TERRACON® WPC 140 anthracite



TERRACON® WPC Vision CoolDeck beige

## TERRACON® WPC Vision CoolDeck

The TERRACON® WPC Vision CoolDeck is particularly barefoot-friendly, as the terrace remains noticeably cooler even on hot summer days thanks to CoolDeck technology. The plank impresses with a unique, elegant and refined surface structure. The high-performance coating stands out for its light, stain and scratch resistance. In addition, Vision CoolDeck is suitable for permanent use on and under water.

### Advantages:

- ✓ CoolDeck Technology: Surface absorbs up to 35% less heat!
- ✓ High light-, stain- and scratch-resistance due to special coating
- ✓ Natural touch thanks to embossed wood pore texture
- ✓ Vivid look by digital surface technology
- ✓ Barefoot-friendly
- ✓ Easy care, grease and oil resistant
- ✓ Up to 25 year warranty (colour, stain and material guarantee)
- ✓ Durable against chlorinated and salty water
- ✓ Can be used on the ground and under water
- ✓ Slip-resistance R11 (according to DIN 51130)
- ✓ Installation with 0% gradient is possible



### Recycled material



The material of the TERRACON® WPC Vision CoolDeck board is made from thermally treated oak chips from the flooring industry and recycled plastic from household waste. The board is made from 95% recycled material and is fully recyclable.



WPC Vision with CoolDeck technology:  
absorbs up to 35% less heat!







TERRACON® WPC Vision CoolDeck beige



## TERRACON® WPC Vision CoolDeck\*





beige



stonegrey

\*WPC Vision with CoolDeck Technology:  
absorbs up to 35% less heat.

TERRACON® WPC Vision CoolDeck with groove, solid profile				
Design	Part no.	Dimensions	Fixing	Qty. / pallet
beige	7545	25x137x4880 mm	Terraflex / Terraflex Pro 	48 Pcs.
stonegrey	7544	25x137x4880 mm		48 Pcs.



Example:



with CoolDeck  
Technology



without CoolDeck  
Technology



Decking boards and fasteners in overview from  
page 188



Suitable accessories from page 128

TERRACON® WPC Vision CoolDeck stonegrey





TERRACON® Thermo WPC 137 sand

## TERRACON® Thermo WPC 137

The TERRACON® Thermo-WPC 137 boards have the equivalent look and feel of hardwood boards, while maintaining the appearance for a long time with minimal care. The natural look of this decking is achieved by the enrichment of the colour tones with darker streaks. A special manufacturing process makes the surface very resistant, thereby reducing the risk of damage and also makes it resistant to oil and grease. The plank, which consists of 95% recycled material, does not absorb moisture and can therefore be installed without a gradient.

### Advantages:

- ✓ Unique boards thanks to structure and dark colour gradient
- ✓ Natural touch thanks to embossed wood pore texture
- ✓ Easy care, grease and oil resistant
- ✓ Up to 25 years manufacturer's warranty against rot, decay and insect damage
- ✓ Barefoot-friendly
- ✓ Durable against chlorinated and salty water
- ✓ Installation with 0% gradient is possible
- ✓ High skid resistance R11 (according to DIN 51130)
- ✓ Around 95 % from recycled materials
- ✓ Extremely durable core of heat treated oak fibres fully encapsulated in Polyethylen – thereby minimised linear expansion
- ✓ Private and commercial use



### Recycled material



The material of the TERRACON® thermally modified WPC 137 board is made from thermally treated oak chips from the flooring industry and recycled plastic from household waste. The board is made from 95% recycled content and is fully recyclable.









TERRACON® Thermo WPC 137 walnut



## TERRACON® Thermo WPC 137

Surface

Weather-  
related  
brightening \*\*



sand\*




walnut\*



ceder\*




grey

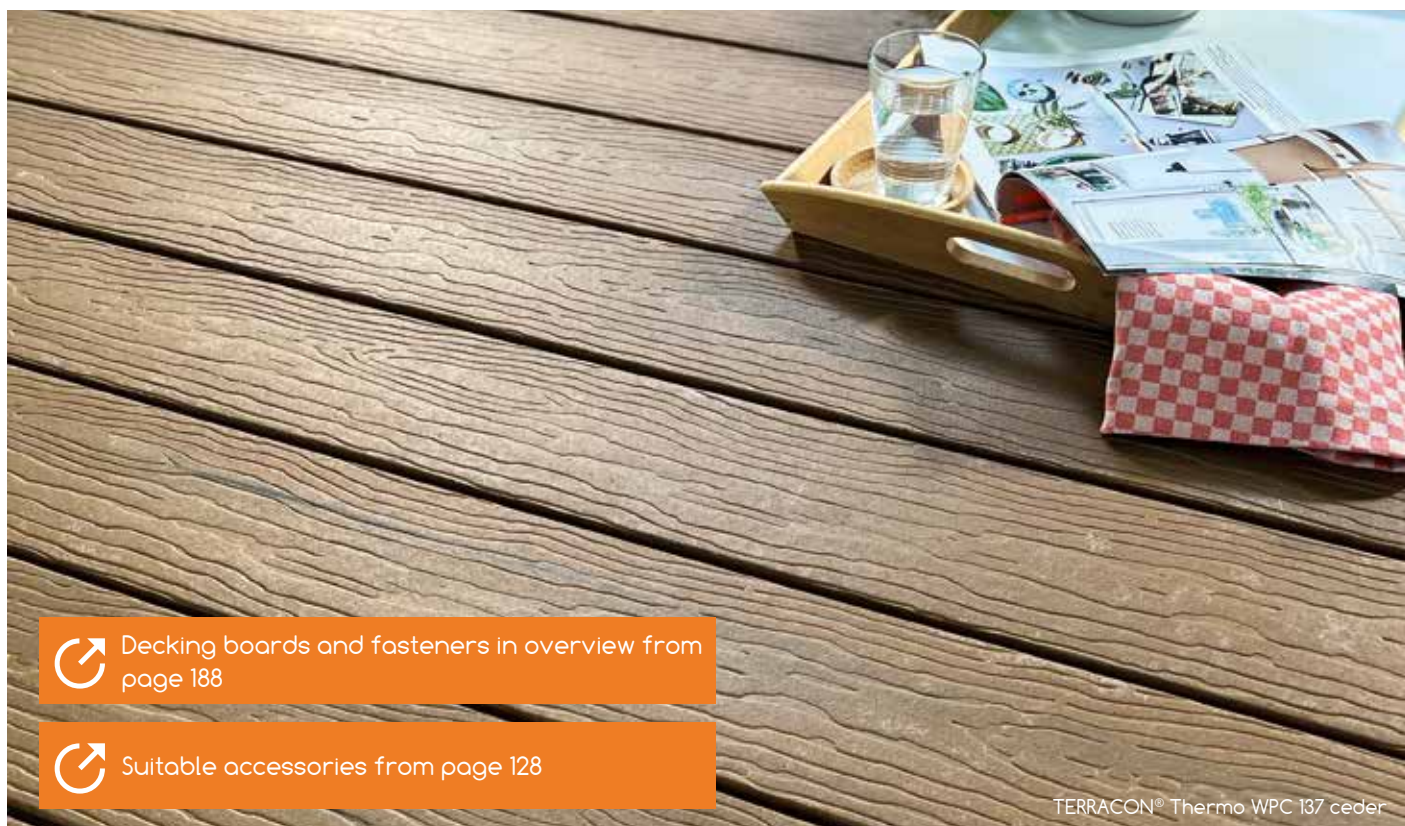



\*With dark colour embedding

\*\*Bleaching due to weather conditions, one year after installation

### TERRACON® Thermo-WPC 137 with groove, solid profile

Design	Part no.	Dimensions	Fixing	Qty. / pallet
sand	6584	25x137x3660 mm	Terraflex / Terraflex Pro 	48 Pcs.
	6585	25x137x4880 mm		48 Pcs.
walnut	6586	25x137x3660 mm		48 Pcs.
	6587	25x137x4880 mm		48 Pcs.
ceder	6588	25x137x3660 mm		48 Pcs.
	6589	25x137x4880 mm		48 Pcs.
grey	6590	25x137x3660 mm		48 Pcs.
	6591	25x137x4880 mm		48 Pcs.



Decking boards and fasteners in overview from page 188



Suitable accessories from page 128

TERRACON® Thermo WPC 137 ceder





## CERAMIC PATIO TILES

Ceramic patio tiles in the latest design and with wood decors that are impressively close to the original in trendy sizes that offer the right format for every taste. Break new ground in patio design and discover the diverse possibilities that exist to plan and build a patio according to your individual needs.

The current product range of Karle & Rubner offers not only numerous ceramic patio tiles in top quality, but also all conceivable options for making their installation easy, quick and professional. With the innovative CLIP system you need only one substructure for boards and panels, giving total flexibility - **ONE** system for **ALL** coverings!

Ceramic tile Ardesia grey





Ceramic tile Ardesia beige

ALL IMAGES OF THE  
PRINT DECORS




Ceramic tile Crossing beige

#### Advantages:


- ✓ Ultra-modern design
- ✓ Permanently impervious to all types of dirt
- ✓ UV-resistant, colourfast and lightfast
- ✓ Salt and frost resistant (water absorption below 0.5%)
- ✓ Large substructure distance possible (up to 60 cm in width)
- ✓ High dimensional stability (no perceptible arching)
- ✓ Maximum dimensional tolerance of only 0.3 mm, all edges are rectified
- ✓ High slip-resistance R11
- ✓ No pre- and post-treatment required
- ✓ Up to 40 different printed images are available per tile decor, thus ensuring a varied and natural laying pattern






Impact ash  
45x90x2 cm  
Part no. 7600

NEW!



Impact clay  
45x90x2 cm  
Part no. 7601

NEW!



Impact graphit  
45x90x2 cm  
Part no. 7602

NEW!





Ceramic tile Flux concrete





Ceramic tile Prism cloud



Prism cloud  
80x80x2 cm  
Part no. 7604

NEW!

Prism suede  
80x80x2 cm  
Part no. 7605

NEW!

Prism fog  
80x80x2 cm  
Part no. 7606

NEW!



Flux bone  
60x60x2 cm  
Part no. 7607

NEW!

Flux concrete  
60x60x2 cm  
Part no. 7608

NEW!

Flux coke  
60x60x2 cm  
Part no. 7609

NEW!



Blaze corten  
60x60x2 cm  
Part no. 7603

NEW!



Ceramic tile Blaze corten



Ceramic tile Crossing beige







Ardesia beige  
45x90x2 cm  
Part no. 7354

Ardesia beige  
60x60x2 cm  
Part no. 7353



Ardesia grey  
45x90x2 cm  
Part no. 7352

Ardesia grey  
60x60x2 cm  
Part no. 7351



Ardesia anthracite  
45x90x2 cm  
Part no. 7350

Ardesia anthracite  
60x60x2 cm  
Part no. 7349





Ceramic tile Ardesia grey





Ceramic tile Tavola old wood





Tavola quartzite  
45x90x2 cm  
Part no. 7421




Tavola old wood  
45x90x2 cm  
Part no. 7359




Tavola granite  
45x90x2 cm  
Part no. 7360

Woodtalk grey oak  
40x120x2 cm  
Part no. 7356



Woodtalk dark oak  
40x120x2 cm  
Part no. 7358








Ceramic tile Ardesia beige






Ceramic tile Woodtalk bright oak





Woodtalk bright oak  
40x120x2 cm  
Part no. 7357



Woodtalk white oak  
40x120x2 cm  
Part no. 7355



Ceramic tile Impact ash



## Ceramic tile Impact

NEW!




Design	Part no.	Deimensions*	PU / Carton	Qty. / pallet
Impact ash	7600	450x900x20 mm	2 Pcs.	54 Pcs.
Impact clay	7601	450x900x20 mm	2 Pcs.	54 Pcs.
Impact graphit	7602	450x900x20 mm	2 Pcs.	54 Pcs.



## Ceramic tile Prism

NEW!


Design	Part no.	Deimensions*	PU / Carton	Qty. / pallet
Prism cloud	7604	800x800x20 mm	1 Pc.	42 Pcs.
Prism suede	7605	800x800x20 mm	1 Pc.	42 Pcs.
Prism fog	7606	800x800x20 mm	1 Pc.	42 Pcs.



## Ceramic tile Flux

NEW!

Design	Part no.	Deimensions*	PU / Carton	Qty. / pallet
Flux bone	7607	600x600x20 mm	2 Pcs.	60 Pcs.
Flux concrete	7608	600x600x20 mm	2 Pcs.	60 Pcs.
Flux coke	7609	600x600x20 mm	2 Pcs.	60 Pcs.



## Ceramic tile Blaze

NEW!

Design	Part no.	Deimensions*	PU / Carton	Qty. / pallet
Blaze Corten	7603	600x600x20 mm	2 Pcs.	60 Pcs.




\*These dimensions refer to the nominal dimension, the exact dimensions may vary and are stated in the most recent price list.



Suitable accessories  
from page 118


## Ceramic tile Crossing

Design	Part no.	Deimensions*	PU / Carton	Qty. / pallet
Crossing beige	7457	800x800x20 mm	1 Pc.	45 Pcs.
Crossing grey	7458	800x800x20 mm	1 Pc.	45 Pcs.
Crossing anthracite	7459	800x800x20 mm	1 Pc.	45 Pcs.



## Ceramic tile Ardesia

Design	Part no.	Deimensions*	PU / Carton	Qty. / pallet
Ardesia beige	7353	600x600x20 mm	2 Pcs.	64 Pcs.
Ardesia beige	7354	450x900x20 mm	2 Pcs.	48 Pcs.
Ardesia grey	7351	600x600x20 mm	2 Pcs.	64 Pcs.
Ardesia grey	7352	450x900x20 mm	2 Pcs.	48 Pcs.
Ardesia anthracite	7349	600x600x20 mm	2 Pcs.	64 Pcs.
Ardesia anthracite	7350	450x900x20 mm	2 Pcs.	48 Pcs.





## Ceramic tile Tavola

Design	Part no.	Deimensions*	PU / Carton	Qty. / pallet
Tavola quartzite	7421	450x900x20 mm	2 Pcs.	48 Pcs.
Tavola old wood	7359	450x900x20 mm	2 Pcs.	48 Pcs.
Tavola granit	7360	450x900x20 mm	2 Pcs.	48 Pcs.



## Ceramic tile Woodtalk

Design	Part no.	Deimensions*	PU / Carton	Qty. / pallet
Woodtalk grey oak	7356	400x1200x20 mm	1 Pc.	48 Pcs.
Woodtalk dark oak	7358	400x1200x20 mm	1 Pc.	48 Pcs.
Woodtalk bright oak	7357	400x1200x20 mm	1 Pc.	48 Pcs.
Woodtalk white oak	7355	400x1200x20 mm	1 Pc.	48 Pcs.



\*These dimensions refer to the nominal dimension, the exact dimensions may vary and are stated in the most recent price list.

 Suitable accessories  
from page 118










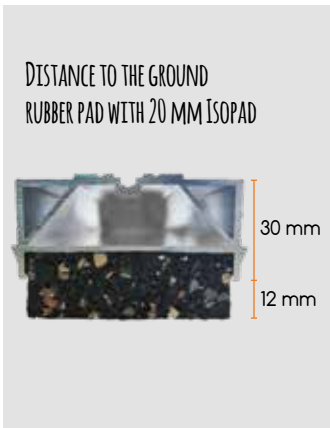
## TERRACON® ACCESSORIES

Our range of accessories offers numerous possibilities to build a terrace according to your individual needs, even for various conditions. This sophisticated system also provides you with possible solutions for unusual construction situations without complicating the installation.

Our understanding of professional terrace construction? ONE system for ALL coverings: a simple and quick installation of patio slabs and/or planks is possible with only a few accessories on the same substructure system.







## Isopad / Loftis

The special vapour-permeable rubber granulate pads ensure a long service life of the deck flooring. By selectively underlying the substructure, direct contact to the substrate is prevented, which allows water to run off unimpeded and also attenuates the impact sound of footsteps. Also perfectly suited to level out surface irregularities. With the Loftis roll, the rubber granulate is also available in a length of 2300 mm.


Product	Part no.	Dimensions	Qty. / PU	PU / box
Isopad 3 mm	6515	60x90x3 mm	60 Pcs.	16
Isopad 8 mm	6507	60x90x8 mm	24 Pcs.	16
	6520	60x90x8 mm	48 Pcs.	12
Isopad 20 mm	6514	60x90x20 mm	12 Pcs.	16
	6521	60x90x20 mm	30 Pcs.	8
Isopad for decking support feet	6610	192x192x8 mm	10 Pcs.	10
Loftis	6501	77x2300x8 mm	1 roll	20



### Advantages:

- ✓ Prevention of water logging
- ✓ Levels out minor surface irregularities
- ✓ Fits in the K&R CLIP system
- ✓ Wood protection towards the top, structural protection towards the bottom
- ✓ Dampens footstep sounds on the deck flooring
- ✓ Rot-proof materials
- ✓ Non-slip





## Isopad with coating

Durable and resistant protection against pressure or impact loads on high-quality seals such as roofing film or balcony waterproofing. The 3-layer composite film system is used as an integrated separation barrier for PVC seals to prevent incompatibility (plasticiser migration) of the materials. In addition, the Isopad is even more durable and tear-resistant.

Product	Part no.	Dimensions	Qty. / PU	PU / box
Isopad for decking support feet	7198	192x192x8 mm	10 Pcs.	10
Isopad 3 mm support feet	7199	60x90x3 mm	20 Pcs.	12

### Advantages:

- ✓ Prevents plasticiser migration through multi-layer laminated foil (PVC-compatible)
- ✓ Protects high-quality floor seals against pressure and impact loads
- ✓ Very durable
- ✓ Will not rot
- ✓ Prevention of water logging



## BASEDECK rubber pad

The water-permeable rubber pads protect the patio against moisture accumulation and can be used to compensate for small height differences.

Product	Part no.	Dimensions	Qty. / PU	PU / box
Gummipad 3 mm	7128	70x70x3 mm	40 Pcs.	32
Gummipad 8 mm	7129	70x70x8 mm	24 Pcs.	26
Gummipad 20 mm	7130	70x70x20 mm	12 Pcs.	24

### Advantages:

- ✓ Protects the patio against moisture accumulation
- ✓ Water permeability
- ✓ For levelling of small height differences
- ✓ Rot-proof rubber granulate



A close-up photograph showing several black plastic decking support feet (CLIP feet) mounted on a grey concrete surface. Silver-colored metal decking rails are laid across the feet, demonstrating how they are used to build a deck substructure. The feet have a distinctive flared base and a central threaded section with a sliding head.

## DECKING SUPPORT FEET

When building a deck, the construction of the substructure can be very time consuming, especially if the suitable installation surfaces (e.g. concrete slabs) must be adjusted for the decking support pads. This problem has been solved by the new generation of decking support pads whose movable head permit these areas to slope up to 8%.

The CLIP decking support feet, in combination with the CLIP rails, ensure a quick assembly of the substructure.

All our terrace bearings incl. adapter are manufactured in Germany under constant quality control.





#### Advantages:

- ✓ The patented head piece, which is moveable in all directions, can compensate for substrate slopes of up to 8%
- ✓ The double thread allows for millimetreaccurate height adjustments by continuously turning to the right or left
- ✓ In the CLIP system, the substructure can be mounted virtually without screws by simply snapping it on
- ✓ On the levelling feet, all components are connected to each other and locked to prevent unintended unscrewing
- ✓ All decking support feet are produced in Germany
- ✓ This decking support bearings have been tried and tested in practice for years. This is a high-quality product line for professional, safe and time-saving deck construction
- ✓ Only four support pads cover an adjustment range of 25 to 225 mm





## Decking support feet standard

With the standard top, the decking support pads offer a support surface for any substructure profile. Screwing on the substructure on the lateral stud ensures a firm hold, while the double thread allows the entire structure to be comfortably adjusted in height.

Product	Part no.	Height adjustment	Qty. / PU	PU / Box
Decking support feet standard	7206	25 - 40 mm	1 Pc.	54
	7242	35 - 70 mm	1 Pc.	42
	7243	65 - 155 mm	1 Pc.	32
	7244	145 - 225 mm	1 Pc.	24

Carrying capacity\*:

Product	Part no.	Newton / Support feet	kg / Support feet
Decking support feet standard	7206	7.982	814
	7242	8.149	831
	7243	8.228	839
	7244	11.718	1.195

\*The specified values correspond to the maximum load capacity. With higher loads, the left/right thread may slip into underlying threads.

## CLIP decking support feet

With the special CLIP top, all Isostep CLIP rails can be connected quickly and without screws by simply clicking on the decking support pads. In this combination, the CLIP components make the assembly of the entire substructure even easier and faster.

Product	Part no.	Height adjustment	Qty. / PU	PU / Box
CLIP decking support feet	7207	25 - 40 mm	1 Pc.	54
	7245	35 - 70 mm	1 Pc.	42
	7246	65 - 155 mm	1 Pc.	32
	7247	145 - 225 mm	1 Pc.	24

Carrying capacity\*:

Product	Part no.	Newton / Support feet	kg / Support feet
CLIP decking support feet	7207	7.982	814
	7245	8.149	831
	7246	8.228	839
	7247	11.718	1.195

\*The specified values correspond to the maximum load capacity. With higher loads, the left/right thread may slip into underlying threads.

### Advantages:

- ✓ Quick substructure configuration through connection with Isostep CLIP rails
- ✓ Installation almost completely without screws





## Decking support feet with tile spacer

The decking support feet with the special tile spacer top are perfectly suited for levelling when laying flagstones. The joint width is 3 mm, and surface irregularities are easily levelled thanks to the flexible head, as with any of the decking support feet.

Product	Part no.	Height adjustment	Qty. / PU	PU / Box
Decking support feet with tile spacer	7208	25 - 40 mm	1 Pc.	54
	7248	35 - 70 mm	1 Pc.	42
	7249	65 - 155 mm	1 Pc.	32
	7250	145 - 225 mm	1 Pc.	24

### Carrying capacity\*:

Product	Part no.	Newton / Support feet	kg / Support feet
Decking support feet with tile spacer	7208	7.982	814
	7248	8.149	831
	7249	8.228	839
	7250	11.718	1.195

\*The specified values correspond to the maximum load capacity. With higher loads, the left/right thread may slip into underlying threads.



## Isopad for decking support feet with tile spacer, M-Fix and P-Fix

This support pad made from rubber granulate is tailored to three products. Due to its quality, it is a perfect and indispensable add-on product when laying patio tiles.

Product	Part no.	Dimensions	Qty. / PU	PU / Box
Isopad for: -Decking support feet with tile spacer - M-Fix / M-Fix-H - P-Fix	7197	110x3 mm	15 St.	36

### Advantages:

- ✓ Stone tiles will not slide
- ✓ Sound insulation
- ✓ Height compensation
- ✓ Splittable
- ✓ Flexible use with three products






## Edge-Fix

The three-part Edge-Fix prevents slippage of the panels in the edge area when laying patio tiles on the decking support feet with tile spacer.

In addition, it stabilises the decking support feet in the edge area by fixing the flexible head.

Product	Part no.	Qty. / PU	PU / Box
Edge-Fix for decking support feet with tile spacer (including support plate, stabilising panel and pad)	7390	15 Pcs.	1
Edge-Fix for decking support feet with tile spacer (including support plate, stabilising panel and pad) 5 pieces = 1 PU)	7006	5 Pcs.	16
Stabilising panel for decking support feet	7417	15 Pcs.	8



## Tile spacer adapter

The tile spacer adapter is suitable for increasing the bridge width for decking support pads with tile spacer and/or M-Fix from 3 mm to 5 mm. Exclusively intended for the installation of concrete slabs in accordance with DIN 18333.

Product	Part no.	Qty. / PU	PU / Box
Tile spacer adapter for: -Decking support feet with tile spacer - M-Fix / M-Fix-H	7209	60 Pcs.	10



## Height adapters for decking support feet

The adapter can be bolted to any standard, CLIP and tile spacer decking support pad, giving the levelling feet an additional adjustment height of 80 mm. It is possible to mount more than one adapter at the same time. When doing so, make sure that sufficient cross bracing is ensured. This can be achieved, for example, by fixing the construction to adjoining buildings or walls.

Product	Part no.	Height	Qty. / PU	PU / Box
Height adapters for decking support feet*	6955	80 mm	1 Pc.	30

\*Suitable for all TERRACON® decking support feet, except for BASEDECK und Flex / Flex-CLIP decking support feet.





## Flex / Flex-CLIP decking support feet for use in spiked post holders

Flex decking support pads feature a special receptacle for ground sleeves 91 x 91 mm. The height and the horizontal deviations can be compensated for thanks to the flexible head and moveable turntable.

**Height adjustability:** 42 - 87 mm

**Horizontal adjustability:**  
20 mm off centre to the right or left

**Maximum angle of inclination:**  
5% to each side (corresponds to about 8 cm to 1 metre)

Product	Part no.	Qty. / PU	PU / Box
Flex decking support feet	6957	1 Pc.	24
Flex-CLIP decking support feet	6967	1 Pc.	24

Carrying capacity\*:

Product	Part no.	Newton / Support feet	kg / Support feet
Flex / Flex-CLIP decking support feet	6957 / 6967	5.935	605

\*The specified values correspond to the maximum load capacity. With higher loads, the left/right thread may slip into underlying threads.

### Advantages:

- ✓ Precise fit for standard ground socket 91 x 91 mm
- ✓ Not required to precisely prepare the substrate
- ✓ Horizontally adjustable

**We recommend:** After the drive-in sleeves have been pounded into the ground, the distance between their head and the ground level should be 4 cm. If the ground is too soft, the hole for the drive-in sleeve will need to be pre-drilled with an auger and filled with concrete before the embedding. This guarantees a more stable base.



## Decking support feet BASE

With the top, the decking support pads offer a support surface for any substructure profile. They are screwed on the lateral stud.

Product	Part no.	Height adjustment	Qty. / PU	PU / Box
Decking support feet BASE	7122	40 - 70 mm	1 Pc.	48
	7123	70 - 130 mm	1 Pc.	36
	7124	130 - 250 mm	1 Pc.	24

### Advantages:

- ✓ Easy height adjustment from 40 - 250 mm
- ✓ Adjustable with rotating ring



**BASEDECK**  
The convenient alternative



40-70 mm

70-130 mm

130-250 mm

## Decking support feet BASE with tile spacer

The decking support pads with tile spacer top are perfectly suited for levelling when laying flagstones. The joint width is 3 mm.

Product	Part no.	Height adjustment	Qty. / PU	PU / Box
Decking support feet BASE with tile spacer	7190	40 - 70 mm	1 Pc.	60
	7191	70 - 130 mm	1 Pc.	40
	7192	130 - 250 mm	1 Pc.	24

### Advantages:

- ✓ Easy height adjustment from 40 - 250 mm
- ✓ Adjustable with rotating ring



**BASEDECK**  
The convenient alternative



40-70 mm

70-130 mm

130-250 mm





## P-Fix

For easy laying of ceramic tiles on a firm level substrate such as asphalt or a paved surface.

The P-Fix is stackable for levelling minor unevenness and separable for laying in the area next to the house wall. The P-Fix can be used to solve many installation situations on a flat surface with a solid substrate.

Product	Part no.	Height	Qty. / PU	PU / Box
P-Fix	7368	10 mm	15 Pcs.	9



### Advantages:

- ✓ Easy laying of patio tiles
- ✓ Stackable and divisible for any installation situation
- ✓ Joint width 3 mm, installation height 10 mm



## Tile spacer

The tile spacer is a classic aid to evenly lay patio tiles in mortar or chipped gravel beds. Due to the stackable function of the tile spacer, almost any tile thickness can be laid.

Product	Part no.	Height	Qty. / PU	PU / Box
Tile spacer	7369	10 mm	100 Pcs.	10

### Advantages:

- ✓ Even assembly pattern
- ✓ Stackable
- ✓ Joint width 3 mm





## ALUMINIUM SUBSTRUCTURE

A substructure made from aluminium is now state of the art when constructing a patio. Compared to wood, aluminium offers a number of advantages, such as a higher load-bearing capacity and thus the possibility of bridging larger spans, faster and waste-optimised assembly, a high degree of durability and, ultimately, the dimensional stability of the rails.

The CLIP rails (BIG- and TWIXT-Isostep as well as H-Isostep), in combination with the decking support feet CLIP, allow for quick, uncomplicated and almost screw-free assembly with a simple click. The SMART-Isostep rail, which is only 23 mm high, is the ideal solution if only very low construction heights are possible.

Decking boards and/or ceramic tiles can be laid on these rails using the appropriate accessories, according to our claim: ONE system for ALL coverings.





#### Advantages:

- ✓ Suitable for all patio coverings
- ✓ Screw-free and therefore fast assembly possible using the CLIP system
- ✓ High durability due to rot-proof materials
- ✓ Dimensionally stable
- ✓ Powder-coated surface in black RAL 9005
- ✓ Resistant to tannic acid



### MEGA-Isostep

RAL 9005

Distance between two bearing points: up to 3000 mm

### BIG-Isostep

RAL 9005

Distance between two bearing points: up to 1100 mm\*

### TWIXT-Isostep

RAL 9005

Distance between two bearing points: up to 800 mm\*

### H-Isostep

non-coated

Distance between two bearing points: up to 750 mm\*

## CLIP rails

The Isostep CLIP rails made from powder-coated aluminium ensure a durable, stable and professional construction of the deck. Thanks to the very large span of the rails, fewer pedestal centres are required when preparing the substrate. To make the construction of the entire substructure as easy and quick as possible, all rails are equipped with lateral latches to easily snap on the units to the decking support pad CLIP. In addition, the rails feature a special receptacle for underlying with TERRACON® Isopads 60 x 90 mm.

Product	Part no.	Dimensions	Qty. / PU	PU / pallet
MEGA-Isostep	9103	64x95x4000 mm (68 mm incl. lateral latches)	1 Pc.	64
BIG-Isostep	9101	64x45x4000 mm (68 mm incl. lateral latches)	1 Pc.	64
TWIXT-Isostep	9102	64x30x1900 mm (68 mm incl. lateral latches)	1 Pc.	64
	9100	64x30x4000 mm (68 mm incl. lateral latches)	1 Pc.	64
H-Isostep	7125	64x40,5x3000 mm (68 mm incl. lateral latches)	1 Pc.	64

### Advantages:

- ✓ Fewer bearing points of the substructure required due to the large span
- ✓ Screw channel for an up to 30% faster installation compared to conventional aluminium rails
- ✓ Endless and waste-optimised extension with mating connectors
- ✓ Special receptacle for Isopads
- ✓ CLIP system: simple snap-on system instead of laborious bolting

\*These data apply to a construction with a surface load of 400 kg/m<sup>2</sup> and a UK spacing of 400 mm in-between the profiles. If the loading is less or the distances between the profiles are smaller (e.g. in private sector), the distance between two contact points can be chosen larger eventually. The exact specifications can be found in the data sheets at [karle-rubner.de/datenblaetter](http://karle-rubner.de/datenblaetter).




Information on surface load on pages 184-185

SCAN HERE TO FIND  
DATA SHEETS








## Connector / corner connector for Isostep CLIP rails

The right connector for every Isostep CLIP rail. By simply plugging into the rail, the substructure can be extended waste-optimised without compromising the load capacity. The corner connectors are ideally suited for a substructure frame in case it is not possible to fix the substructure to the ground on site.

Product	Part no.	Dimensions	Qty. / PU	PU / pallet
Connector MEGA-Isostep	9107	74,5x58,5x500 mm	4 Pcs.	8
Connector BIG-/TWIXT-Isostep	6961	18x59x196 mm	4 Pcs.	8
Connector H-Isostep	7204	Length: 196 mm	4 Pcs.	8
Corner connector BIG-/TWIXT-Isostep	6966	18x59 mm, limb length: 180 mm	2 Pcs.	4
Corner connector H-Isostep	6989	29x60 mm, limb length: 180 mm	2 Pcs.	4

### Advantages:

- ✓ Waste-optimised assembly of the substructure
- ✓ Preservation of the complete rails statics
- ✓ Quick and easy installation of a frame construction



## Variable corner joint for Isostep CLIP Rails

The variable corner connector is a problem-solver for all angles outside 90° that must be formed with Isostep Clip rails (BIG / TWIXT / Isostep H). With the help of the corner connector, any angle (obtuse to acute) can be created professionally and quickly.

Product	Part no.	Dimensions	Qty. / PU	PU / pallet
Variable Corner joint for BIG-, TWIXT- and H-Isostep	7419		set	8

### Advantages:

- ✓ Corner solution for angles outside 90°
- ✓ Universally applicable for all Isostep Clip rails
- ✓ Convenient clip mounting on the underside of the clip rails



## DA connector for the construction of a diagonal bracing

The DA connector is used to brace the substructure if no decking support feet can be used (e.g. with low installation height). Suitable for laying decking boards and tiles on Isostep-CLIP rails.

Product	Part no.	Dimensions	Qty. / PU	PU / pallet
DA connector	9081	Ø 110 x 5 mm	1 Pc.	20

### Advantages:

- ✓ simple cross bracing of the CLIP rails
- ✓ made of recycled materials



## DA adapter

The DA adapter is used to support the substructure in the edge area. It has been specially developed for the installation of tiles on Isostep-CLIP rails with low installation height. The DA adapter stabilises the outer rows of tiles.

Product	Part no.	Dimensions	Qty. / PU	PU / pallet
DA adapter	9825		2 Pcs.	8

### Advantages:

- ✓ for the lateral bracing of the construction in the edge area (for tile application)
- ✓ for low installation heights without decking support feet
- ✓ compatible with TWIXT-, BIG- and MEGA-Isostep
- ✓ easy and fast assembly



## Wind load carrier

With its slab retainer for concrete slabs, the wind load carrier provides the necessary weighting for patio decks with high wind suction loads. This prevents the deck from „lifting“ (more on this on p. 16-17).


Product	Part no.	Dimensions	Qty. / PU	PU / pallet
Wind load carrier	7517		4 Pcs.	8

### Advantages:

- ✓ Carrier for concrete slabs, for example for weighting the entire construction (constructions with decking boards)
- ✓ quick and easy assembly by clicking under the system rail
- ✓ compatible with all our CLIP rails







WATCH THE  
PROJECT VIDEO







## SMART-Isostep


With a total height of just 23 mm, the SMART-Isostep substructure profile is the solution for flat superstructural parts. Thanks to its low height, the rail is perfectly suited for use on level surfaces such as concrete floors, paving, and tiles and can be used wherever a low structure is required due to the installation situation (e.g. balcony).

SMART-Isostep is a powder-coated aluminium substructure with an integrated rubber granulate insert.

Product	Part no.	Dimensions	Qty. / PU	PU / pallet
SMART-Isostep	9104	40x23x1800 mm	1 Pc.	10
SMART-Isostep	9105	40x23x3600 mm	1 Pc.	50 (pallet)

### Advantages:

- ✓ Low installation height increase of only 23 mm
- ✓ Continuously extendible
- ✓ Suitable for all patio coverings
- ✓ Sound insulation
- ✓ Non-slip



## Connector SMART-Isostep

Serves as a longitudinal connector for use at low installation heights between two SMART-Isostep rails. Can also be used for large height differences as a combi-connector from SMART-Isostep to BIG-/TWIXT-Isostep. The joint area must be underlaid.

Product	Part no.	Dimensions	Qty. / PU	PU / pallet
Connector SMART-Isostep	7009	19,5x5,9x196 mm	4 Pcs.	8

### Advantages:

- ✓ longitudinal and combi-connector at once
- ✓ ONE product for the connection between SMART-Isostep and all other system rails of the range
- ✓ easy installation






## Corner joint for SMART-Isostep

The 90° corner connector facilitates the creation of a frame construction for Isostep.

Product	Part no.	Dimensions	Qty. / PU	PU / pallet
Corner joint for SMART-Isostep incl. screws	7422	limb length: 80 mm	4 Pcs.	4

### Advantages:

- ✓ Corner solution for angles of 90°



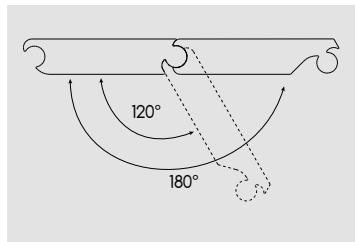
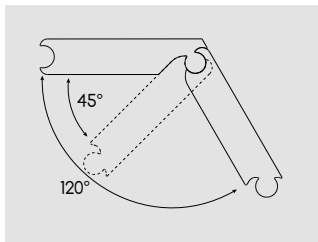
## Variable Corner joint for SMART-Isostep rails

The specially developed corner connector for Isostep can easily form corners with angles ranging from 45° - 180°. The variable adjustability allows the Isostep substructure to be adapted individually to suit the local conditions.

Product	Part no.	Dimensions	Qty. / PU	PU / pallet
Variable corner joint for SMART-Isostep	7418	limb length: 95 mm	set	8

### Advantages:

- ✓ Corner solution for angles from 45° - 180°
- ✓ No impairment when laying the patio covering






## BASE-Isostep

The Isostep base is an aluminium substructure in alublack with proven lower clamping receptacle for Isopads.

Product	Part no.	Dimensions	Qty. / PU	PU / pallet
BASE-Isostep uncoated	6508	64,5x35x4000 mm	1 Pc.	80

### Advantages:

- ✓ Special receptacle for Isopads
- ✓ 3 mm wall thickness in the screw area
- ✓ Endless and waste-optimised extension with mating connectors




## 50x30 Alu-UK

A simple aluminium rail as a permanent solution for the substructure of the deck. The 50 x 30 mm profile is available un-coated and coated in black powder.

Product	Part no.	Dimensions	Qty. / PU	PU / pallet
50x30 Aluminium substructure uncoated	7170	50x30x3000 mm	1 Pc.	150
50x30 Aluminium substructure RAL 9005	7171	50x30x3000 mm	1 Pc.	150

### Advantages:

- ✓ Durable material for the substructure
- ✓ Endless and waste-optimised extension with mating connector



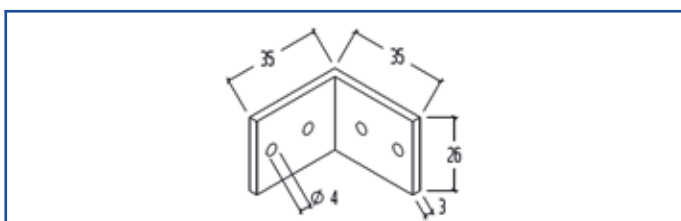
## DA angle

Aluminium bracket for diagonal bracing of 50x30 aluminium substructure and BASE-Isostep.

Product	Part no.	Dimensions	Qty. / PU	PU / pallet
DA angle	7393	26x3 mm limb length: 35 mm	30 Pcs.	8

### Advantages:

- ✓ The easy way to fasten a diagonal bracing







## Connector / corner connector

Matching connectors for the BASE-Isostep and 50 x 30 mm aluminium substructure. By plugging into the substructure, the rails can be extended waste-optimised without compromising the load capacity. The corner connectors are suitable for a substructure frame.

Product	Part no.	Dimensions	Qty. / PU	PU / pallet
Connector BASE-Isostep	7173	Length: 196 mm	4 Pcs.	8
Corner connector BASE-Isostep	7391	Limb length: 180 mm	2 Pcs.	4
Connector 50x30 Alu-UK	7172	Length: 196 mm	4 Pcs.	5
Corner connector 50x30 Alu-UK	7392	Limb length: 180 mm	2 Pcs.	4

### Advantages:

- ✓ Waste-optimised assembly of the substructure
- ✓ No additional underlay in the longitudinal joint of the rail





## VARIO SYSTEM

### PATIO CONSTRUCTION ON A NEW LEVEL

Thanks to its versatility, the VARIO system offers a wide range of possibilities for constructing patio structures. Whether steps, platforms, planter boxes, benches or an additional level on the terrace - all this can be easily implemented with the VARIO system.

The special feature of the VARIO system - almost all constructions can be realised with only two components!

The construction profile, which is equipped with a screw channel on 4 sides, combines all the advantages of our system rails. This way, the fastening systems for decking boards or tiles, for example, can be mounted on VARIO constructions. The high static of up to 900 mm between the support points makes the construction particularly stable.





#### Advantages:

- ✓ two components for many possibilities
- ✓ compatible with all of our system rails with screw channel and the decking support feet CLIP
- ✓ high static with up to 900 mm distance between two bearing points
- ✓ fastening of decking boards and patio tiles with our proven TERRACON® accessories
- ✓ no obstructive brackets: the entire profile surface can be used for mounting
- ✓ screw channel provides the construction profile with all the advantages of our system rails



## CREATIVE PATIO DESIGN - made easy with the VARIO system!

ONLY TWO COMPONENTS -  
FOR MANY POSSIBILITIES!






NO OBSTRUCTIVE BRACKETS:  
THE ENTIRE PROFILE SURFACE  
CAN BE USED FOR MOUNTING



3


## ALL IN ONE SYSTEM!

1




Compatibel with all of our  
system rails with screw channel  
and decking support feet CLIP

2




Precise fit of the adapter in  
the guide groove of the rail

3

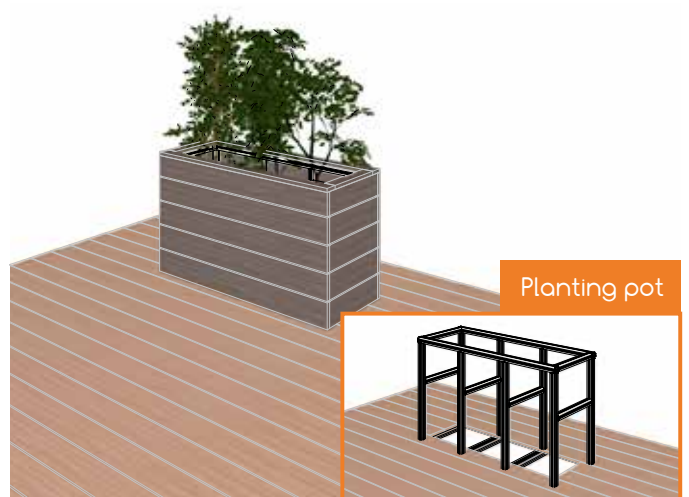
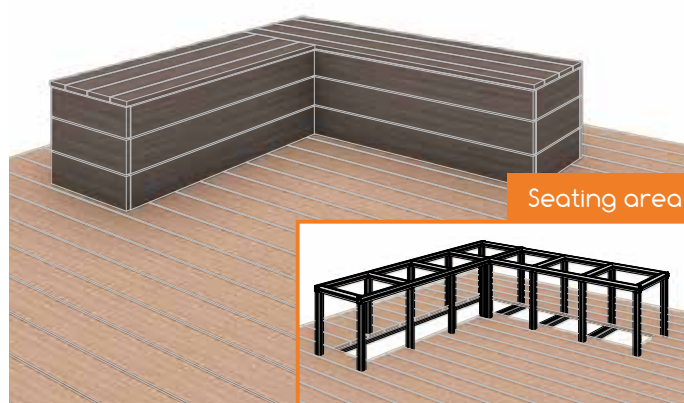


Fastening of decking boards and  
tiles with our common accessories

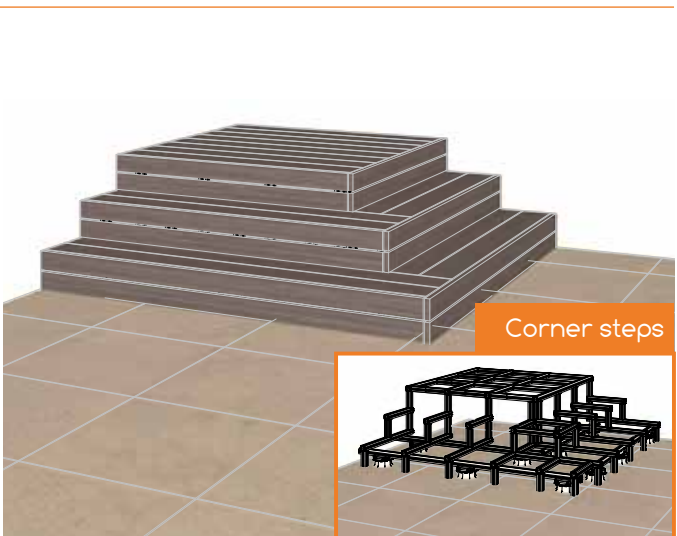
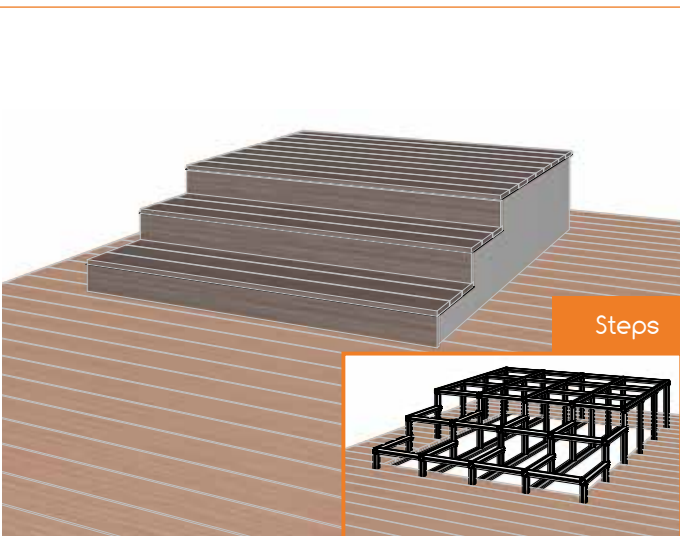


Decking board brushed thermo pine



More ideas for a creative and individual patio design:









## VARIO construction profile

The sophisticated VARIO profile is perfect for individual constructions when it comes to building decks. Equipped with a screw channel on all four sides, there is always a possibility to connect the profiles, which allows an easy and stable installation. With a span of 900 mm between two support points, the profile provides the best requirements for a professional and robust construction. The profile is compatible with our fastening systems for decking boards or tiles.

Product	Part no.	Dimensions	Qty. / PU	PU / Box
VARIO construction profile	7510	40x40x1900 mm	1	10
	7520	40x40x4000 mm	1	50

### Advantages:

- ✓ high static for stable constructions
- ✓ the profiles sides are all identical and equipped with a screw channel, which simplifies assembly
- ✓ ideal base for our fastening systems for decking boards and patio tiles



## VARIO connector

With the connector, the construction profiles can be laid endlessly. The rail retains its full structural integrity even in the joint area and therefore there is no additional underlay required.

Product	Part no.	Dimensions	Qty. / PU	PU / Box
VARIO connector	7511	27,8x27,8x196 mm	4	8



### Advantages:

- ✓ waste-optimised assembly
- ✓ remains its full structural integrity
- ✓ easy mounting, as the connector can be fixed from any side of the profile






## VARIO adapter

The adapter enables a simple and flexible connection to and with the construction profile. The special groove guide of the adapter on the profile prevents it from twisting during the fastening. In addition, the VARIO construction can be connected directly to any of our aluminium substructures with screw channel using the adapter.

Product	Part no.	Dimensions	Qty. / PU	PU / Box
VARIO adapter	7512	27,8x19,5x33 mm	10	4
	7513	27,8x19,5x33 mm	50	4

### Advantages:

- ✓ easy screw connection with the construction profile
- ✓ compatible with the VARIO construction profile and all our system rails



## VARIO intermediate adapter

The VARIO intermediate adapter enables a VARIO construction to be attached to an existing substructure. Subsequent installation of a construction profile to an existing VARIO system is also possible with the intermediate adapter.

Product	Part no.	Dimensions	Qty. / PU	PU / Box
VARIO intermediate adapter	7597	72,5 x 19,5 x 33,7 mm	10	4

### Advantages:

- ✓ suited for retrofitting on VARIO construction profiles and all system rails
- ✓ simple screw connection to the construction profile



## VARIO variable corner connector

The variable corner connector offers a solution for assemblies where the construction has to be adjusted for all angles outside 90°. The joint of the two-part connector is smoothly adjustable and secured with an M8 bolt with nut.


Product	Part no.	Dimensions	Qty. / PU	PU / Box
VARIO variable corner connector incl. cylinder head screw and hexagon nut M8	7515		1	8

### Advantages:

- ✓ solution for corner constructions outside of 90°
- ✓ full use of the profile surface, as the connector is intended to be inserted into the profile







## VARIO extension for support feet

The extension enables the connection of a VARIO construction with our decking support feet CLIP for an easy compensation of height differences and slopes up to 8 %. Due to its design, the VARIO construction profile can be effortlessly screwed to the provided lateral web to obtain a firm connection between the construction and the patio bearing.

Product	Part no.	Dimensions	Qty. / PU	PU / Box
VARIO extension for support feet	7514	64x30x124 mm	1	24

### Advantages:

- ✓ precisely fitting adapter for the VARIO construction profile
- ✓ easy attachment to the decking support feet CLIP by simply snapping it on
- ✓ therefore all advantages of the support feet can be used for the construction process (see page 90 onwards)



## VARIO adjustment feet

The adjustable base is developed as a solving tool in the edge area. It is mainly used in situations where the VARIO construction cannot be installed on a system rail or where the decking support CLIP cannot be used due to a lateral protruding part. The height compensation of 17 to 30 mm is steplessly adjustable by using the setscrews. After pre-drilling, the adjustment feet are inserted through the construction profile and secured with the hexagon nuts.

Product	Part no.	Dimensions	Qty. / PU	PU / Box
VARIO adjustment feet incl. hexagon nuts M8 and washers	7516	M8x80 mm base diameter 45 mm	1	16

### Advantages:

- ✓ millimetre-precise levelling of 17-30 mm
- ✓ an ideal pedestal for the edge area of constructions



## INSTALLATION OF CERAMIC PATIO TILES

The laying of ceramic patio tiles on an aluminium substructure offers many advantages over traditional substructures such as decking support pads or a mortar or crushed gravel bed. The weight is significantly less than with a comparable substructure with crushed stone. The system offers optimal solutions for difficult construction situations such as balconies with low construction heights, patios on a gradient and roof terraces.

Installation is time-saving and temperature independent. The laying pattern is permanently even without tripping hazards, settling of individual tiles is not possible, and, thanks to the floating installation, they can be replaced easily at any time. As the panels are fixed laterally and thus cannot slip, the joints are permanently dimensionally accurate over the entire surface.

The system is rounded off by a simple and quick side facing that can even compensate for gradients.



ASSEMBLY  
VIDEO



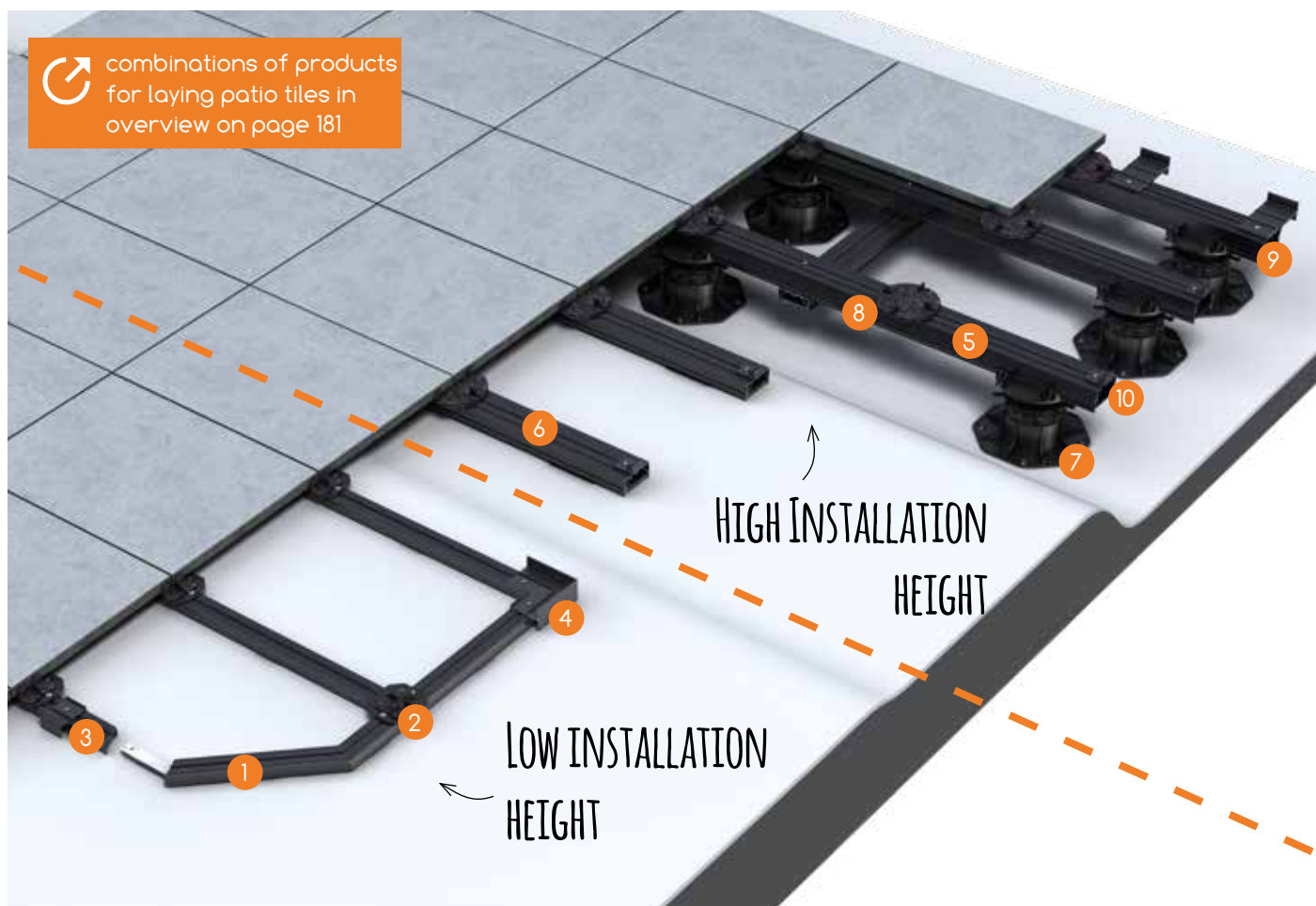




#### Advantages:

- ✓ Time-saving and temperature-independent installation, can be walked on immediately
- ✓ Permanently even laying pattern without tripping hazards
- ✓ Optimal solution for difficult construction situations such as balconies or roof terraces
- ✓ Easy replacement of individual tiles at any time
- ✓ Simple and fast side facing with gradient compensation





Installation of ceramic patio tiles with a low structure height:



SMART-Isostep



M-Fix SMART



S-Fix SMART



Corner-Fix SMART



BIG-Isostep



TWIXT-Isostep



CLIP Decking support feet



M-Fix



S-Fix




Wall-Fix

Installation of ceramic patio tiles with a high structure height:







## Laying of patio tiles with a low construction height:

Even with a low construction height, such as on a balcony, there is no need to lose out on the benefits offered by installation on an aluminium substructure. This is why we have developed an installation system for ceramic patio tiles using the SMART-Isostep system rails, which is ideal for these kinds of installation situations thanks to a construction height of just 29 mm. Supplemented by the products M-Fix I, S-Fix I and Eck-Fix I, it is possible to precisely install patio tiles even with a low height of just 49 mm including the tiles. Balcony renovations as well as patio modernisations, if construction should take place on an existing covering, can thus be implemented optimally.



### M-Fix SMART




The M-Fix SMART offers an even joint and installation pattern (3 mm) for the installation of tiles on Isostep rails. With the corresponding rubber pad, the tile has non-slip support and damping to feel pleasant under your feet. In addition to its function as a tile support, the M-Fix i also serves as a connecting element between the inner lower edge and the frame lower edge.

Product	Part no.	Qty. / PU	PU / Box
M-Fix SMART including pad and drilling screws	7411	30 Pcs.	1
	7412	100 Pcs.	1

#### Advantages:

- ✓ Even joint pattern when laying tiles
- ✓ Non-slip layer and damping for panels with rubber pad
- ✓ Connecting element for the inner lower edge with the frame lower edge
- ✓ Installation height including pad 6 mm, joint width 3 mm







## S-Fix SMART



With the S-Fix SMART, patio tiles are laterally fixed to the Isostep rail during installation and are thus secured against slipping. What's more, the S-Fix i offers stable support for patio tiles in the edge area. The lateral overhang of the S-Fix i can be used, among other things, to install a facing profile.

Product	Part no.	Qty. / PU	PU / Box
S-Fix SMART incl. drilling screw	7413	10 Pcs.	4
	7414	50 Pcs.	1

### Advantages:

- ✓ Lateral fixing for patio tiles; prevents lateral displacement
- ✓ Support and stabilisation of the tiles at the edge
- ✓ Offers possibilities for fixing side and facing profiles in place



## Corner-Fix SMART



With the Corner Fix SMART, patio tiles are fixed to the Isostep rail in every corner during installation and are thus secured against slipping. What's more, the Corner Fix SMART offers stable support for patio tiles in the corner area. The lateral overhang of the Corner Fix i can be used, among other things, to install a facing profile.

Product	Part no.	Qty. / PU	PU / Box
Corner-Fix SMART, 2-part	7415	set	8

### Advantages:

- ✓ Fixing the patio tiles in the corners
- ✓ Prevents tilting movements of the panels from edge loads
- ✓ Offers possibilities for fixing side and facing profiles in place





# Laying of patio tiles with a high construction height:


On severe slopes and difficult substrates, installation is made considerably easier by using a substructure that only requires a small number of support points and can also compensate for large differences in height. In combination with the CLIP system, decking support pads can be connected to our system rails in various profile thicknesses in an adjustment range of 25 to 225 mm almost without any screws. This makes it possible to respond individually to the given terrain, yet also guarantee a quick and stable structure.

The proven CLIP system, supplemented by M-Fix, S-Fix and Wall-Fix, ensures that ceramic tiles can also be laid professionally on a substructure. A substructure incorporating counter battens offers additional stability and is easier to install by fixing to the aluminium rails that are already in place.

The high construction height with the system rails TWIXT, BIG and MEGA-Isostep allows sufficient space under the decking for pipes and cables to be concealed without any problems, whilst also offering easy access thanks to the individually removable tiles.



## M-Fix / M-Fix-H



The M-Fix ensures a uniform joint pattern (3 mm) and, in conjunction with the rubber pad, an insulated and non-slip overlay of the panels.

Product	Part no.	Qty. / PU	PU / Box
M-Fix (for use on aluminium substructure BIG-/TWIXT-Isostep) incl. pad and drilling screws	7400	30 Pcs.	1
	7365	100 Pcs.	1
M-Fix H (for use on aluminium substructure H-Isostep) including pad and drilling screws	7401	30 Pcs.	1
	7375	100 Pcs.	1

### Advantages:

- ✓ Uniform joint pattern when laying boards
- ✓ Non-slip support and insulation for boards with rubber pad
- ✓ Installation height including pad 6 mm, joint width 3 mm





## S-Fix / S-Fix H





S-Fix / S-Fix-H for lateral fixation of the boards. The 5-mm thick aluminium angle prevents the boards from tilting when loads are applied to the edges. It has the same depth as the decking support foot, which therefore does not have to be shortened when connecting to the wall.

Product	Part no.	Qty. / PU	PU / Box
S-Fix (for use on aluminium substructure BIG-/TWIXT Isostep) including drilling screw	7402	10 Pcs.	4
	7366	50 Pcs.	1
S-Fix H for use on aluminium substructure H-Isostep) including drilling screw	7403	10 Pcs.	4
	7367	50 Pcs.	1

### Advantages:

- ✓ Lateral fixation for patio tiles
- ✓ High stability due to 5 mm material thickness
- ✓ Prevents tilting movements of the panels from edge loads



## Wall-Fix / Wall-Fix longitudinal profile



For fixing the very last tiles at the front side of the substructure. Can be used in areas where it is not possible to frame the substructure.

The approved Wall-Fix for the lateral fixing of patio slabs is now also available as a longitudinal profile. In addition to the usual advantages, the 400 cm long profile can be aligned and installed even faster. Especially suitable for long, straight sections.

Product	Part no.	Qty. / PU	PU / Box	VPE / Karton
Wall-Fix incl. drilling screw	9106		50 Pcs.	4
Wall-Fix longitudinal profile	7490	38x15x4000 mm	1 Pc.	

### Advantages:

- ✓ Lateral fixing of patio tiles
- ✓ Especially made for the assembly at the front side of the construction
- ✓ Flexible positioning while fastening thanks to a slotted hole
- ✓ Wall-Fix as a longitudinal profile simplifies the alignment of tiles in the edge area and thus ensures a faster installation



## Wall-Fix T profile



The Wall-Fix T profile is used to secure tiles laterally when laid on aluminium substructures. Due to the high static strength of the profile, it shows its benefits in diagonal areas that are not fitted at a right angle.

Product	Part no.	Dimensions	Qty. / PU	PU / Box
Wall-Fix T profile	7489	42,5x38x4000 mm	1 Pc.	

### Advantages:

- ✓ Lateral securing of patio tiles
- ✓ Ideal for laying tiles on non-rectangular areas
- ✓ For mounting at the front side of the aluminium profiles
- ✓ Profile with high static
- ✓ Lateral web for the attachment of a side panel



Example application  
Wall-Fix T profile



## Panel lifter

The panel lifter and professional panel lifter are the perfect tool for laying any ceramic panel size.


Product	Range	Part no.	Qty. / PU	PU / Box
Panel lifter	300-500 mm	7376	1 Pc.	6
Professional panel lifter	200-620 mm Load capacity: 60 kg	7377	1 Pc.	2

### Advantages of professional panel lifter:

- ✓ Flexible width adjustment
- ✓ Laying aid









## FASTENING OF DECKING BOARDS

The optimally coordinated TERRACON®-decking system offers several mounting systems for decking boards onto the various substructures. Terraflex or Terraflex Pro in combination with Terrastart, as well as the Clipper, are the solutions to your problem when invisible board fastening is needed. When they can be fastened in full view, our Terrafix and system bars with bolts are the right choice.

All mounting parts will present a uniform looking installation and guarantee built-in wood protection because of the ventilation under the boards.

All our fastening systems are manufactured in Germany under constant quality control.





#### Advantages:

- ✓ Even assembly pattern
- ✓ Constructive wood protection via underside ventilation of the boards
- ✓ Optimal solution for different boards and construction situations





All fasteners in overview  
on pages 188-189



Installation of patio boards on an aluminium substructure:



BIG-Isostep



TWIXT-Isostep



SMART-Isostep



CLIP decking  
support feet




Terraflex



Clipper



Terrafix











## Terraflex

The invisible, fast board assembly for grooved boards. Simple fitting, even laying pattern.

The Terraflex ensures an laying pattern with a 7 mm joint spacing between the boards and provides constructive wood protection due to the 6 mm gap inbetween substructure and decking.



### Advantages:

- ✓ Invisible fixing, no screws visible in the board from above
- ✓ Uniform installation pattern, distances between the boards is 7 mm
- ✓ A predetermined breaking point that permits a flexible clamping range and is therefore adaptable to different groove wall thicknesses
- ✓ As experience has shown, constructive wood protection according to DIN 68800, due to 6 mm spacing inbetween decking and substructure, leads to 20 - 30 % longer service life
- ✓ Made of fibreglass reinforced Polyamide



Suitable for decking boards made of WPC, BPC, Thermo wood and other wooden boards (according to page 188-189)

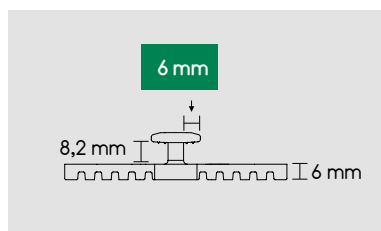
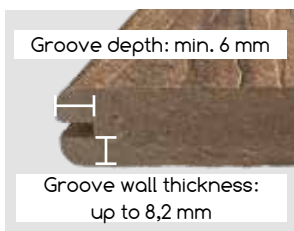


ASSEMBLY  
VIDEO



Flexible clamping range of 5 mm due to predetermined breaking point. Screw specially made for application with Terraflex (also available separately).

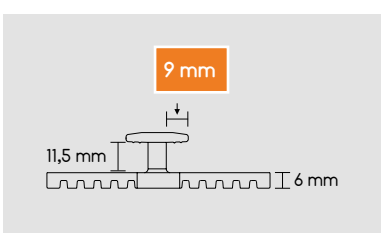





## Terraflex N6

The Terraflex N6 is best suited for boards made of WPC, BPC and thermo wood boards with a maximum groove wall thickness of 8.2 mm and a minimum groove depth of 6 mm.

Product	Part no.	Qty. / PU	PU / Box
Terraflex with stainless steel screws C1 black 5 x 50 mm for wood substructure	7112	30 Pcs.	16
	7118	120 Pcs.	8
	7002	600 Pcs.	1
Terraflex with stainless steel screws A4 black 5 x 50 mm for wood substructure	7115	30 Pcs.	16
	7119	120 Pcs.	8
	7004	600 Pcs.	1
Terraflex with stainless steel drilling screws C1 black 5 x 35 mm for aluminium substructure	7113	30 Pcs.	16
	7120	120 Pcs.	8
	7003	600 Pcs.	1
Terraflex with stainless steel drilling screws A4 black 5 x 35 mm for aluminium substructure	7114	30 Pcs.	16
	7121	120 Pcs.	8
	7005	600 Pcs.	1



## Terraflex N9

The Terraflex N6 is best suited for boards made of WPC, BPC and thermo wood boards with a maximum groove wall thickness of 11,5 mm and a minimum groove depth of 9 mm.

Product	Part no.	Qty. / PU	PU / Box
Terraflex with stainless steel screws C1 black 5 x 50 mm for wood substructure	6965	30 Pcs.	16
	6559	120 Pcs.	8
	6564	600 Pcs.	1
Terraflex with stainless steel screws A4 black 5 x 50 mm for wood substructure	6592	30 Pcs.	16
	6593	120 Pcs.	8
	6594	600 Pcs.	1
Terraflex with stainless steel drilling screws C1 black 5 x 35 mm for aluminium substructure	6408	30 Pcs.	16
	6560	120 Pcs.	8
	6565	600 Pcs.	1
Terraflex with stainless steel drilling screws A4 black 5 x 35 mm for aluminium substructure	6562	30 Pcs.	16
	6563	120 Pcs.	8
	6566	600 Pcs.	1

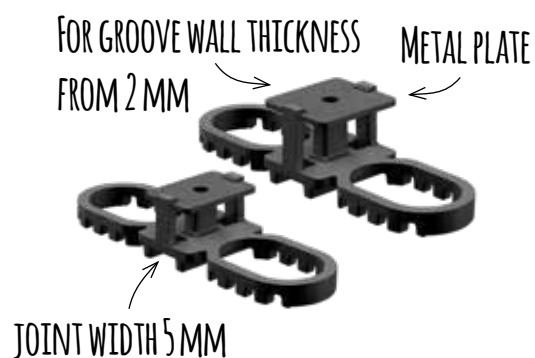




## Terraflex Pro

The Terraflex Pro is an invisible attachment for grooved boards, which serves as a spacer between the boards and offers structural wood protection.

The metal plate of the Terraflex Pro enables an installation from a groove thickness of 2 mm.



ASSEMBLY VIDEO



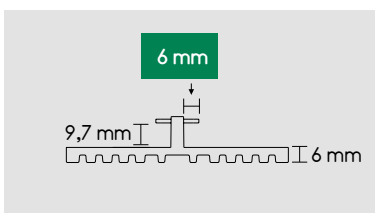
### Advantages:

- ✓ Invisible fixing, no screws visible in the board from above
- ✓ Uniform installation pattern, distances between the boards is only 5 mm
- ✓ Fixes boards with a minimal groove wall thickness of only 5 mm
- ✓ A predetermined breaking point that permits a flexible clamping range and is therefore adaptable to different groove wall thicknesses
- ✓ As experience has shown, constructive wood protection according to DIN 68800, due to 6 mm spacing inbetween decking and substructure, leads to 20 - 30 % longer service life
- ✓ Made of fibreglass reinforced Polyamide including metal plate (A2 stainless steel)



Suitable for decking boards made of WPC, BPC, Thermo wood and other wooden boards (according to page 188-189).

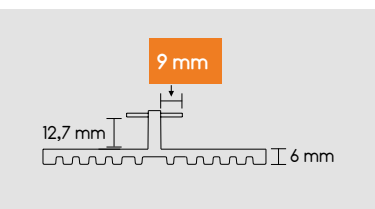





## Terraflex Pro N6

Best suited for boards made of WPC, BPC and thermo wood boards with a groove wall thickness of 4,2 - 9,2 mm and a minimal groove depth of 6 mm. Fixing of boards with a minimal groove thickness of 2 mm.

Product	Part no.	Qty. / PU	PU / Box
Terraflex Pro N6 with C1 stainless steel screws black 4,2 x 50 mm for wood substructure	7014	30 Pcs.	16
	7015	120 Pcs.	8
Terraflex Pro N6 with A4 stainless steel screws black 4,2 x 50 mm for wood substructure	7030	30 Pcs.	16
	7031	120 Pcs.	8
Terraflex Pro N6 with C1 stainless steel drilling screws black 4,2 x 33 mm for aluminium substructure	7016	30 Pcs.	16
	7017	120 Pcs.	8
Terraflex Pro N6 with A4 stainless steel drilling screws black 4,2 x 33 mm for aluminium substructure	7032	30 Pcs.	16
	7033	120 Pcs.	8



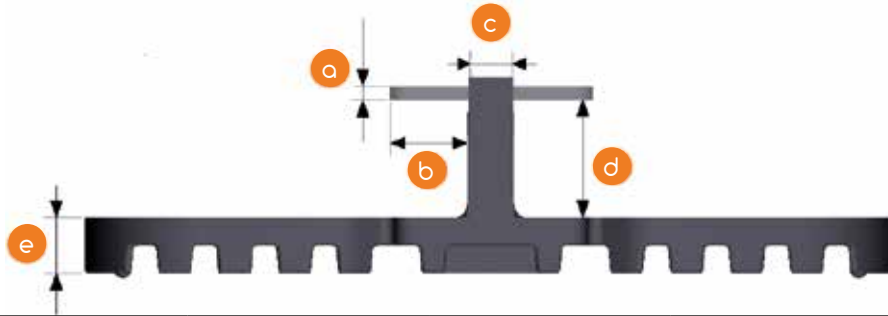
## Terraflex Pro N9

Best suited for boards made of WPC, BPC and thermo wood boards with a groove wall thickness of 7,2 - 12,2 mm and a minimal groove depth of 9 mm. Fixing of boards with a minimal groove thickness of 2 mm.

Product	Part no.	Qty. / PU	PU / Box
Terraflex Pro N9 with C1 stainless steel screws black 4,2 x 50 mm for wood substructure	7010	30 Pcs.	16
	7011	120 Pcs.	8
Terraflex Pro N9 with A4 stainless steel screws black 4,2 x 50 mm for wood substructure	7025	30 Pcs.	16
	7026	120 Pcs.	8
Terraflex Pro N9 with C1 stainless steel drilling screws black 4,2 x 33 mm for aluminium substructure	7012	30 Pcs.	16
	7013	120 Pcs.	8
Terraflex Pro N9 with A4 stainless steel drilling screws black 4,2 x 33 mm for aluminium substructure	7027	30 Pcs.	16
	7028	120 Pcs.	8



## Terraflex in overview



Specifications and dimensions (mm)	Terraflex N6	Terraflex N9	Terraflex Pro N6	Terraflex Pro N9
				
a	3,8	3,8	1,5	1,5
b	6,0	8,5	6,0	8,5
c	7,0	7,0	5,0	5,0
d	8,3	11,6	9,7	12,7
e	6,0	6,0	6,0	6,0
Joint spacing while assembly	7,0	7,0	5,0	5,0
Minimal groove depth	6,0	9,0	6,0	9,0
Maximum height upper groove wall	7,8	11,1	9,2	12,2
Minimal height lower groove wall	2,8	6,1	4,2	7,2
Minimal height wooden substructure	40,0	40,0	40,0	40,0
Minimal height aluminium substructure	23,0	23,0	23,0	23,0



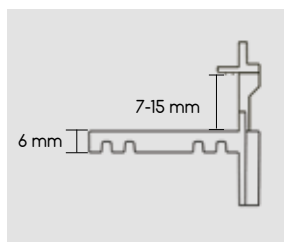
## Terrastart

Invisible start/end fastening system for decking boards of wood or aluminium substructures when installing with Terraflex or Terraflex Pro.


Product	Part no.	Qty. / PU	PU / Box
Terrastart with A4 stainless steel drilling screw for aluminium substructures and A4 stainless steel screw for wood substructures	7378	20 Pcs.	16

### Advantages:

- ✓ No visible screw fastening
- ✓ Ideal supplement for the installation of Terraflex
- ✓ For all boards with a centre groove of 2 mm or wider
- ✓ Including stainless steel screws for wood/WPC or Aluminium substructure
- ✓ Made of fibreglass reinforced Polyamide







**ALSO APPROVED  
FOR HARDWOOD!**

\*Please observe the processing notes at: [karle-rubner.de](http://karle-rubner.de)

## Clipper

Clipper is an invisible attachment for grooveless boards, which serves as a spacer between the boards and offers structural wood protection.



### Advantages:

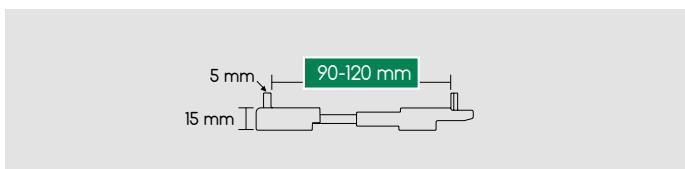
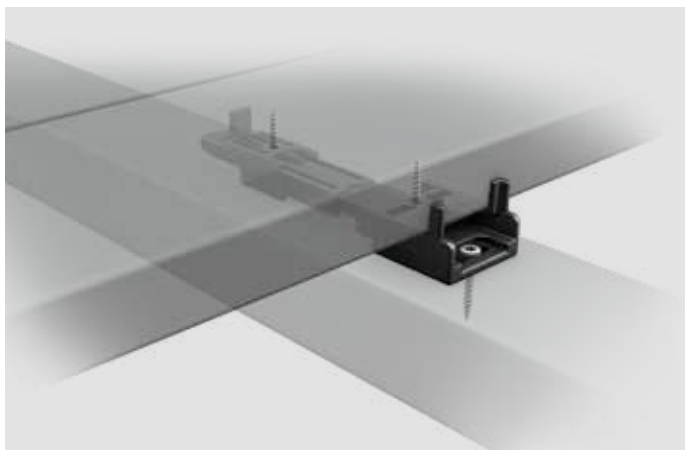
- ✓ Invisible fastening, no screws visible on the top of the boards
- ✓ Variable adjustments depending on the board width
- ✓ Thanks to its special design fromle to absorb the swelling or shrinking of the wood
- ✓ Even pattern, joint spacing between the boards only 5mm
- ✓ As experience has shown, constructive wood protection according to DIN 68800, due to 15 mm spacing inbetween decking and substructure, leads to 20 - 30 % longer service life
- ✓ Its height absorbs tension from the patio construction, which significantly minimises the risk of shearing off the screws
- ✓ Made of fibreglass reinforced Polyamide

ASSEMBLY VIDEO



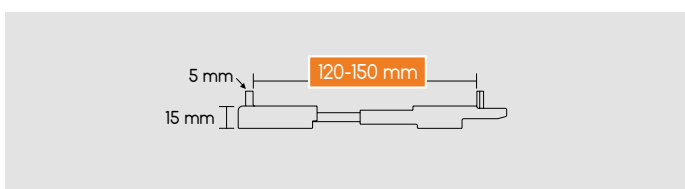
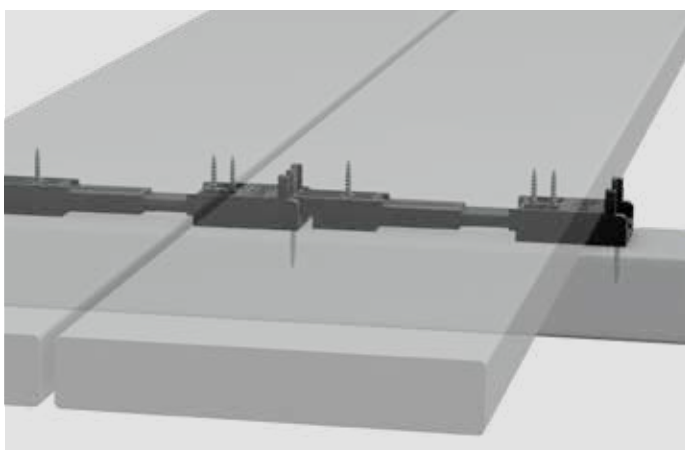
Clipper is approved for all patio decking made from thermally modified wood, thermally modified WPC, WPC, softwood and commercially available chamber-dried hardwoods\* (according to page 188-189).






## Clipper 90-120 mm

Product	Part no.	Dimensions	Qty. / PU	PU / Box
Clipper incl. C1 stainless steel screws for wood substructure	6968	Board thickness from 25 mm	30 Pcs.	8
	6972	Board thickness 20 to 24 mm	30 Pcs.	8
Clipper incl. A2 stainless steel screws for aluminium substructure	7140	Board thickness from 25 mm	30 Pcs.	8
	7141	Board thickness 20 to 24 mm	30 Pcs.	8
Clipper without screws	6969		30 Pcs.	8
	7055		500 Pcs.	1

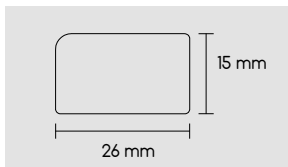


## Clipper 120-150 mm

Product	Part no.	Dimensions	Qty. / PU	PU / Box
Clipper incl. C1 stainless steel screws for wood substructure	6888	Board thickness from 25 mm	20 Pcs.	16
	6889		50 Pcs.	8
	6901	Board thickness 20 to 24 mm	20 Pcs.	16
	6896		50 Pcs.	8
Clipper incl. A2 stainless steel screws for aluminium substructure	7142	Board thickness from 25 mm	20 Pcs.	16
	7143		50 Pcs.	8
	7144	Board thickness 20 to 24 mm	20 Pcs.	16
	7145		50 Pcs.	8
Clipper without screws	6926		20 Pcs.	16
	6927		50 Pcs.	8
	7054		500 Pcs.	1



Flexible range of use from 90-150 mm board width due to locked construction made of two parts. Especially manufactured screw for the use with Clipper (also available separately).



## Clipperstart

The Clipperstart is an invisible starting aid and perfect addition for installing decking boards with the Clipper fixation system. Thanks to the variable adjustment range of the Clipper and the clever plug/screw fastening system, the Clipperstart enables convenient and invisible bolting at the top of the mounted deck surface.



Product	Part no.	Qty. / PU	PU / Box
Clipperstart with C1 stainless steel drilling screw for <b>aluminum substructure</b> and C1 stainless steel screw for <b>wood substructure</b>	7379	20 Pcs.	16

### Advantages:

- ✓ Invisible start-fastening, no screws visible on the top of the boards
- ✓ Ideal supplement for installation of Clipper
- ✓ Constructive wood protection
- ✓ Including stainless steel screws for wood/WPC or aluminium substructure
- ✓ Made of fibreglass reinforced Polyamide





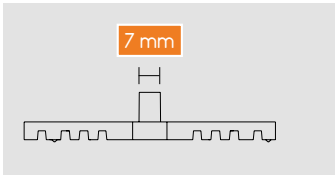
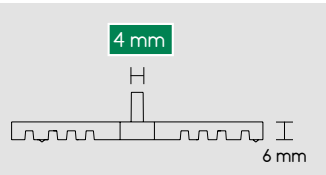






## Terrafix

Terrafix is a spacer for the visible screw connection, which ensures that the space between the individual decking boards and the underlying substructure is adequate. Without the need for any additional aids, this ensures an even laying pattern and constructive wood protection, as no waterlogging occurs and ventilation is guaranteed.



 Suitable boards on pages 188-189.

### Advantages:

- ✓ Even joint spacing: 7 or 4 mm
- ✓ Constructive wood protection via underside ventilation of the boards
- ✓ As experience has shown, constructive wood protection according to DIN 68800, due to 6 mm spacing inbetween decking and substructure, leads to 20 - 30 % longer service life
- ✓ Significantly minimises the risk of shearing off the screws
- ✓ Including drill template
- ✓ Made of fibreglass reinforced Polyamide

Product	Bolt	Part no.	Dimensions	Qty. / PU	PU / Box
Terrafix	4 mm	6952	88x25x6 mm	50 Pcs.	16
		6864	88x25x6 mm	100 Pcs.	8
	7 mm	6951	88x25x6 mm	50 Pcs.	16
		6818	88x25x6 mm	100 Pcs.	8
		6819	88x25x6 mm	600 Pcs.	1







## Drill template

Drill marking template for the visible screw connection of patio boards and substructure. Ensures quicker fastening when laid with our system rails, as the precisely fitted marking guarantees a screw connection into the screw channel. The uniform spacing also ensures an even screw pattern after installation. Suitable for decking boards with a width of 120 up to 150 mm. Supplied as part of every Terrafix package as well as separately available.

Product	Part no.	Dimensions	Qty. / PU	PU / Box
Drill template	7042	158x20x50 mm	2 Pcs.	4



### Advantages:

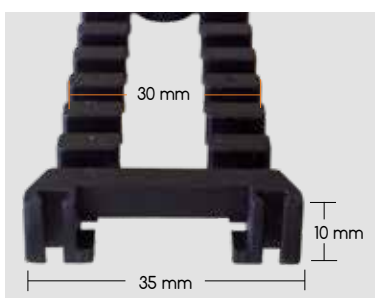
- ✓ Drill marking template for the precise marking of the drill position
- ✓ Variably adaptable for boards with a width of 120 up to 150 mm
- ✓ Optimal support for installation with Terrafix 4 or 7 mm
- ✓ Even laying pattern



## Spacer bar

Spacer between the boards. Ensures structural wood protection and an even installation pattern thanks to full-surface support of the decking board. During assembly on the substructure, the bolts are simply clicked into place as spacers. Optimal for visible fastening of decking boards.

Product	Part no.	Dimensions	Qty. / PU	PU / Box
Spacer bar	9060	40 cm	60 Pcs.	4
Bolts 4 mm	9061		200 Pcs.	16
Bolts 7 mm	9062		200 Pcs.	16



### Advantages:

- ✓ The boards are in full contact with the spacer
- ✓ Simple and precise mounting of patio boards
- ✓ Even installation pattern
- ✓ As experience has shown, constructive wood protection according to DIN 68800, due to 10 mm spacing inbetween decking and substructure, leads to 20 - 30 % longer service life
- ✓ Made of fibreglass reinforced Polyamide



## Spacer cross

Universal assembly aid for installing decking boards or flagstones. TERRACON® spacer cross with its six different levels: with just one item it is possible to produce individual joint widths between boards and plates.

Product	Part no.	Dimensions	Qty. / PU	PU / Box
Spacer cross 3-8 mm	7213	85x43x43 mm	12 Pcs.	16

### Advantages:

- ✓ For six different joint widths from 3 to 8 mm
- ✓ Assembly aid for visible screw fastenings of patio decking and patio tiles
- ✓ Universally usable

## T Clip

For quick and easy installation of patio decking on wooden or aluminium substructure.

Minimum depth of the groove 8 mm, joint width: 8 mm

Product	Part no.	Qty. / PU	PU / Box
T Clip including stainless steel screw for wooden substructure	9082	30 Pcs.	48
T Clip including drilling screw for aluminium substructure	7280	30 Pcs.	48



**BASEDECK**  
The convenient alternative



## Start / End Clip

For start and end fastening of patio decking when installing with T-Clip.

Minimum depth of the groove 8 mm, joint width: 8 mm

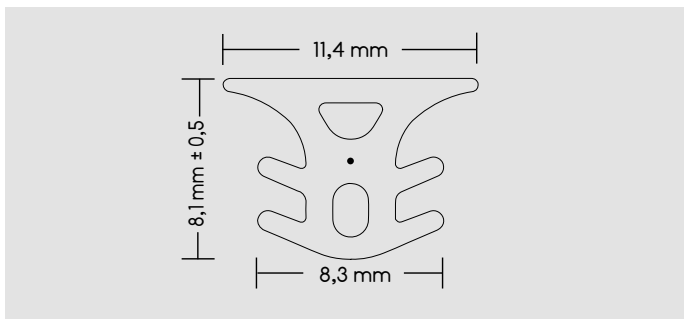
Product	Part no.	Qty. / PU	PU / Box
Start and end clip including stainless steel screw for wooden substructure	9083	10 Pcs.	40
Start and end clip including drilling screw for aluminium substructure	7281	10 Pcs.	40



**BASEDECK**  
The convenient alternative







## Terraprotect: deck joint tape

Terraprotect prevents large debris and superficial dirt such as leaves or pine needles from getting below the decking.

The UV-resistant joint tape is suitable for a joint width from 6 mm to 7,5 mm. Application is only possible for patio decking that has been laid with WPC or thermally treated boards. The laid boards should not display any swelling or shrinkage. It should also be ensured that the decking has sufficient underside ventilation (min. 8 cm).

Product	Part no.	Joint width	Board thickness	Qty. / PU	PU / Box
Terraprotect for Thermo wood WPC 140 WPC Vision CoolDeck Thermo-WPC 137*	7304	6-7,5 mm	from 20 mm	roll á 50 m	5

\*When using Terraprotect WPC137, the distance between the rails has to be 30 cm.

### Advantages:

- ✓ Prevents dirt from getting below the deck surface
- ✓ Resistant to deck oil
- ✓ UV resistant

## Protective tape 75 x 2 mm for wooden substructure (self-adhesive)

The tape made from cellular rubber protects the top of the wood substructure from the weather.

The highly adhesive glue allows for easy attachment of the substructure. Every standard substructure profile is optimally covered thanks to the 75-mm width. The elastic and water-repellent material of the cover tape also encloses and seals the inserted deck screw, providing additional protection for the drill holes.

Product	Part no.	Dimensions	Qty. / PU	PU / Box
Protective tape	7212	75x2 mm, length 10 m	1 Pc.	16

### Advantages:

- ✓ Protects wooden substructures from weather
- ✓ Encloses the decking screw that has been screwed in place
- ✓ Self-adhesive, thus easy to install
- ✓ Water-resistant
- ✓ Resistant to UV radiation




## Decking screws

To fulfil the most diverse requirements in patio construction, decking boards can also be fixed in place from above. This is particularly suitable for boards with high swelling and shrinkage behaviour and boards without grooves. Our range of screws always has the right fixing for any installation situation.

### Advantages:

- ✓ Fastening possibilities for all decking boards
- ✓ Depending on the screw type, chlorine-, salt water- or tannic acid-resistant
- ✓ Fitting drills for screw fastening



**i** Suitable for visible screwing of decking boards.


 Screws in overview on pages 191-192.





## Decking screw for wooden substructure

The decking screws are specially designed for visible screwing of hardwood and softwood on a wooden substructure.




Product	Steel class	Part no.	Dimensions	Qty. / PU	PU / Box
Decking screw for wooden substructure; TX25	A2	7555	5,5x40 mm	100 Pcs.	10
	A2	7569	5,5x40 mm	500 Pcs.	1
	A4	7558	5,5x40 mm	100 Pcs.	10
	A4	7573	5,5x40 mm	500 Pcs.	1



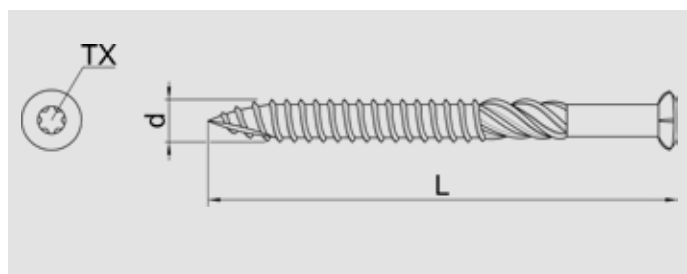
Product	Steel class	Part no.	Dimensions	Qty. / PU	PU / Box
Decking screw for wooden substructure; TX25	A2	7556	5,5x50 mm	100 Pcs.	10
	A2	7570	5,5x50 mm	500 Pcs.	1
	A4	7559	5,5x50 mm	100 Pcs.	10
	A4	7574	5,5x50 mm	500 Pcs.	1



Product	Steel class	Part no.	Dimensions	Qty. / PU	PU / Box
Decking screw for wooden substructure; TX25	A2	7523	5,5x60 mm	100 Pcs.	10
	A2	7571	5,5x60 mm	500 Pcs.	1
	A4	7524	5,5x60 mm	100 Pcs.	10
	A4	7575	5,5x60 mm	500 Pcs.	1



Product	Steel class	Part no.	Dimensions	Qty. / PU	PU / Box
Decking screw for wooden substructure; TX25	A2	7557	5,5x70 mm	100 Pcs.	10
	A2	7572	5,5x70 mm	500 Pcs.	1
	A4	7560	5,5x70 mm	100 Pcs.	10
	A4	7576	5,5x70 mm	500 Pcs.	1



### Advantages:

- ✓ With cutting notch, drills into the wooden UK
- ✓ Stainless and corrosion resistant
- ✓ A4 durable against tannic acid containing woods, chlorine and salt water




## Decking drill screw for alu substructure

The self-drilling screws with integrated drill point are suitable for visible screwing of hardwood and softwood decking boards onto an aluminium substructure. The self-tapping screws ensure quick insertion into the substructure without pre-drilling.



Product	Steel class	Part no.	Dimensions	Qty. / PU	PU / Box
Decking drill screw for alu substructure; TX25	A2	7525	5,5x40 mm	100 Pcs.	10
	A2	7561	5,5x40 mm	500 Pcs.	1
	A4	7528	5,5x40 mm	100 Pcs.	10
	A4	7565	5,5x40 mm	500 Pcs.	1



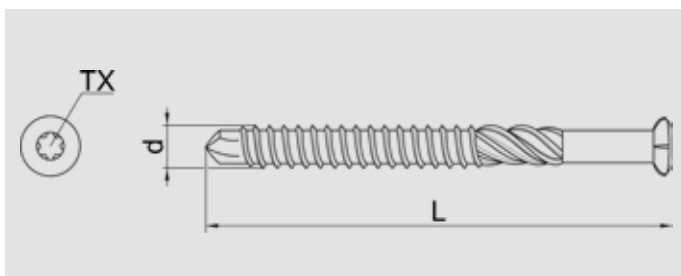
Product	Steel class	Part no.	Dimensions	Qty. / PU	PU / Box
Decking drill screw for alu substructure; TX25	A2	7521	5,5x45 mm	100 Pcs.	10
	A2	7562	5,5x45 mm	500 Pcs.	1
	A4	7522	5,5x45 mm	100 Pcs.	10
	A4	7566	5,5x45 mm	500 Pcs.	1



Product	Steel class	Part no.	Dimensions	Qty. / PU	PU / Box
Decking drill screw for alu substructure; TX25	A2	7526	5,5x50 mm	100 Pcs.	10
	A2	7563	5,5x50 mm	500 Pcs.	1
	A4	7529	5,5x50 mm	100 Pcs.	10
	A4	7567	5,5x50 mm	500 Pcs.	1



Product	Steel class	Part no.	Dimensions	Qty. / PU	PU / Box
Decking drill screw for alu substructure; TX25	A2	7527	5,5x60 mm	100 Pcs.	10
	A2	7564	5,5x60 mm	500 Pcs.	1
	A4	7554	5,5x60 mm	100 Pcs.	10
	A4	7568	5,5x60 mm	500 Pcs.	1



### Advantages:

- ✓ With drill point for quick insertion of the screw into an aluminium UK without pre-drilling
- ✓ Stainless and corrosion resistant





## Drill for decking boards

Drill with countersink for pre-drilling the decking, suitable for screws with a Ø of 5.0 - 5.5 mm.

Product	Part no.	Dimensions	Qty. / PU	PU / Box
Drill with countersink	6853	Ø 6 mm	1 Pc.	8



Drill incl. countersink and integrated ball-bearing depth stop that prevents damage to the plank. For screws with a Ø of 4.5 - 5.0 mm.

Product	Part no.	Dimensions	Qty. / PU	PU / Box
Drill incl. countersink and integrated depth stop	6930	Ø 5,5 mm	1 Pc.	8



## Drilling screw for decking support feet

This drilling screw is used to attach an aluminium UK to the decking support feet standard or the system rails to the CLIP decking support feet.

Product	Part no.	Dimensions	Qty. / PU	PU / Box
Drilling screw A2, TX20	6800	3,9x19 mm	50 Pcs.	10
	6939	3,9x19 mm	500 Pcs.	1



## Concrete screw

The screw is for fixing decking support feet to concrete slabs or a concrete/stone floor and allows direct screwing with prior pre-drilling (masonry drill bit 6 mm).

Product	Part no.	Dimensions	Qty. / PU	PU / Box
Concrete screw silver-plated, TX30	7301	7,5x30 mm	50 Pcs.	10







## PATIO TRIMS

Our patio trim products are coordinated to suit our entire system and offer solutions for common construction situations and even for gradients. Finishing the patio off with side panels, edge rails and steps visually enhances the whole patio, whilst also concealing cables, components and the substructure. Drainage profiles also provide optimal underside ventilation and the necessary drainage for construction projects in accordance with DIN 18195. This allows all of the conditions required for a long-lasting patio to be met.






Decking board WPC Piazza light grey



#### Advantages:

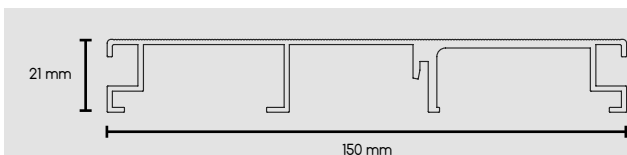
- ✓ Concealing cables, components or substructure
- ✓ All patio trim products are coordinated to suit the entire system
- ✓ Offers solutions for all common construction situations, even for gradients
- ✓ Appealing overall look of the patio
- ✓ Quick and easy installation
- ✓ Edge protection



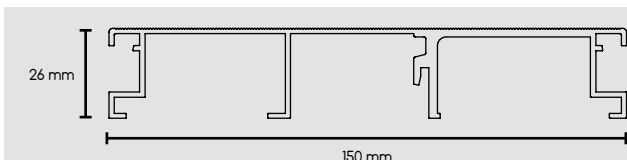
3 MM SHIM



2 MM MOUNTING CLAMP



Installation height incl. mounting clamp and shim max. 26 mm



Installation height incl. mounting clamp and shim max. 31 mm

## Drainage and ventilation profile

When connecting the patio directly to the façade, the drainage and ventilation profile protects against splash water and rainwater and additionally supports the ventilation of the patio decking. The drainage profile is attached directly to the substructure and is therefore independent of the height of the patio.

Product	Part no.	Dimension	Qty. / PU	PU / Box
Drainage and ventilation profile silver (E6EV1) anodised	7409	150x21x1900 mm	1	6
	7410	150x21x3000 mm	1	30
	7455	150x26x1900 mm	1	6
	7456	150x26x3000 mm	1	30
Mounting clamp incl. 3 mm shim	9108	30x15x150 mm Thickness: 2 mm	4	8



Distance between mounting clamps max. 60 cm

### Advantages:

- ✓ Protects the house wall and façade from splash water
- ✓ Supports ventilation underneath the patio area
- ✓ Can be mounted on almost any aluminium, WPC and wooden substructure
- ✓ Mounting of the profile independent of the construction height of the patio
- ✓ Simple installation in the TERRACON® system for decking boards and ceramic tiles






## Corner and longitudinal connector for drainage profile

The connectors provide the drainage profile with a simple and stable longitudinal/corner connection and can be used for both profile thicknesses.

Product	Part no.	Dimension	Qty. / PU	PU / Box
Longitudinal connector for drainage profile	9110	12x2x50 mm	4	8
Corner connector for drainage profile	9109	12x2 mm Limb length: 50 mm	4	8



## Cover cap for drainage profile

Lateral closure for drainage profiles in 21 and 26 mm height. Screwless installation by simply pushing on.

Product	Part no.	Dimension	Qty. / PU	PU / Box
Cover cap for drainage profile 21 mm	7518	19,9x25,45x150 mm	2	8
Cover cap for drainage profile 26 mm	7519	19,9x30,4x150 mm	2	8



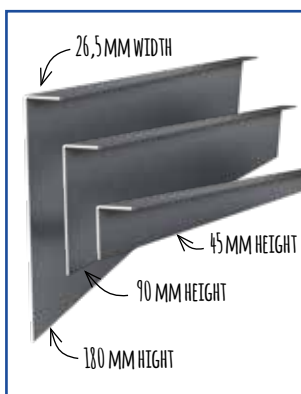
With a width of 150 mm, the drainage profile fulfils the requirements of the flat roof guideline and forms a regulation-compliant system in conjunction with our patio substructure.



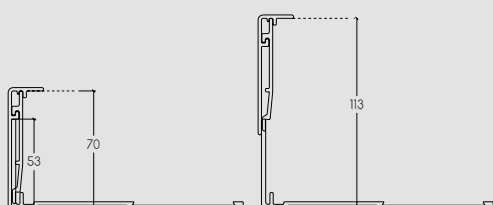
Drainage profiles for connections to door/window elements on page 18.

## BASEDECK

The convenient alternative



69-113 mm



## Basic side panel

Basic side panel for a visually appealing and affordable finish to the patio deck. Fastening via S-Fix, S-Fix SMART, Edge-Fix, Wall-Fix T profile or facing holder 180.

Product	Part no.	Length	Qty. / PU	PU / Box
Basic side panel 45 mm, RAL 9007	7394	1900 mm	1	8
	7397	3000 mm	1	25
Basic side panel 90 mm, RAL 9007	7395	1900 mm	1	8
	7398	3000 mm	1	25
Basic side panel 180 mm, RAL 9007	7396	1900 mm	1	8
	7399	3000 mm	1	25

## Variable side panel



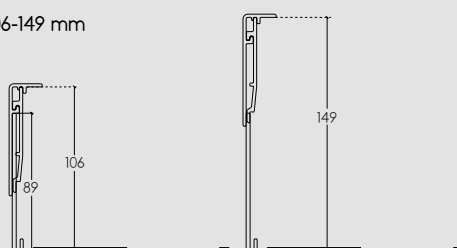
A high-quality side panel made of structurally powder-coated aluminium without the necessity of fixing it to the ground. Provides edge protection and can easily adapt to slopes. Heights 69-113 mm or 106-149 mm.

Product	Part no.	Length	Qty. / PU	PU / Box
Variable side panel 69 - 113 mm, RAL9007	7370	1900 mm	1	5
	7372	2990 mm	1	20
Variable side panel 106 - 149 mm, RAL9007	7371	1900 mm	1	5
	7373	2990 mm	1	20


### Advantages:

- ✓ No time-consuming cutting of a side plate or ceramic tiles necessary
- ✓ Height adjustment up to 44 mm
- ✓ Easy adaption to gradient
- ✓ Edge protection for deckings

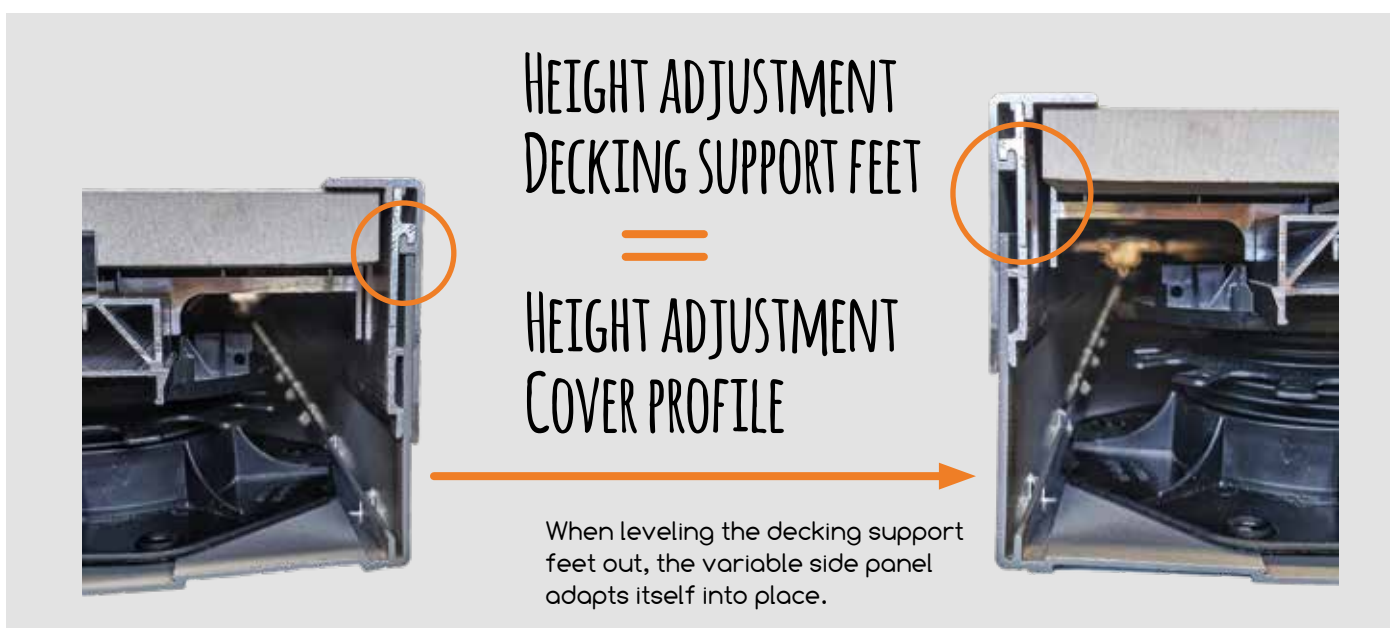
106-149 mm







## Variable side panel in application



### Variable side panel on plane ground



### Variable side panel on a gradient





Decking is not included in the scope of delivery

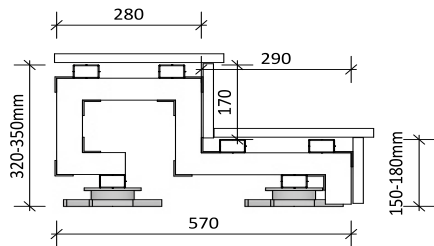


### Aluminium system steps for ceramic tiles

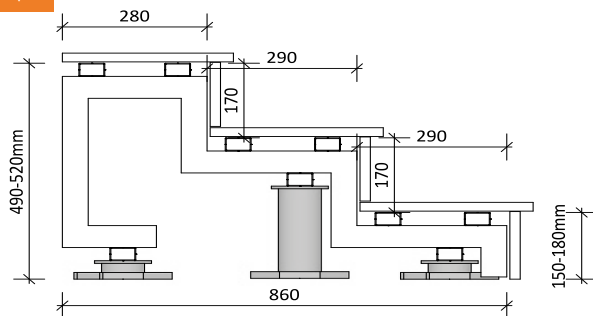
Kit with pre-installed stair stringers. The construction including decking support pads is intended for bonding to tiles as the decking covering. Patio tiles are not included.

Product	Part no.	Dimension	Qty. / PU	PU / Box
Aluminium system steps for ceramic tiles, 2- steps	7020	730x322x576 mm Width: 850 mm	1	1
Aluminium system steps for ceramic tiles, 3- steps	7021	730x492x866 mm Width: 850 mm	1	1

#### 2-steps



#### 3-steps





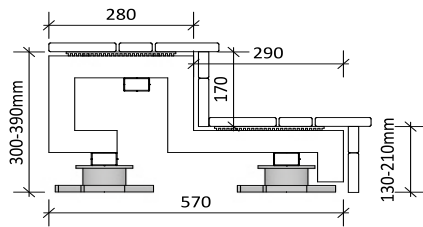


## Aluminium system steps for decking boards

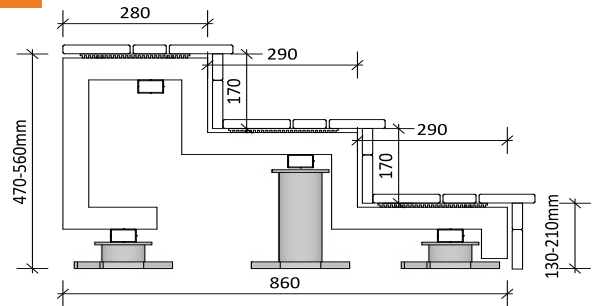
Kit with pre-installed stair stringers. The construction including decking support pads and system rails is intended for installing boards as the decking covering. Patio decking boards are not included.

Product	Part no.	Dimension	Qty. / PU	PU / Box
Aluminium system steps for decking boards, 2- steps	7018	730x322x576 mm Width: 850 mm	1	1
Aluminium system steps for decking boards, 3- steps	7019	730x492x866 mm Width: 850 mm	1	1

2-steps



3-steps




## Side panel for aluminium system steps

The side panel made from opaque HPL for our aluminium system steps can be used on both sides and gives the installed steps an appealing look.

Product	Part no.	Dimension	Qty. / PU	PU / Box
Side panel, 2-steps	7036	351x576 mm	1	1
Side panel, 3-steps	7037	521x866 mm	1	1

### Advantages:

- ✓ Construction consisting of aluminium profiles for a stable structure
- ✓ Easy to compensate for unevenness on the substrate
- ✓ Kits: 2- and 3-step modules with pre-installed stair stringers
- ✓ Fast installation
- ✓ Variable width adjustment
- ✓ Side cladding made from HPL and individual aluminium stair stringers available as accessories

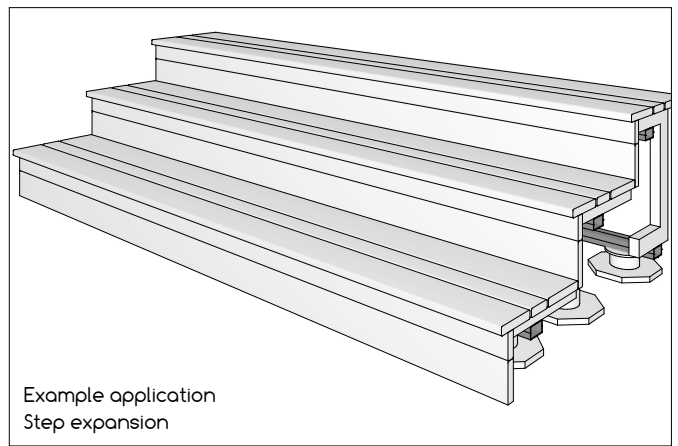
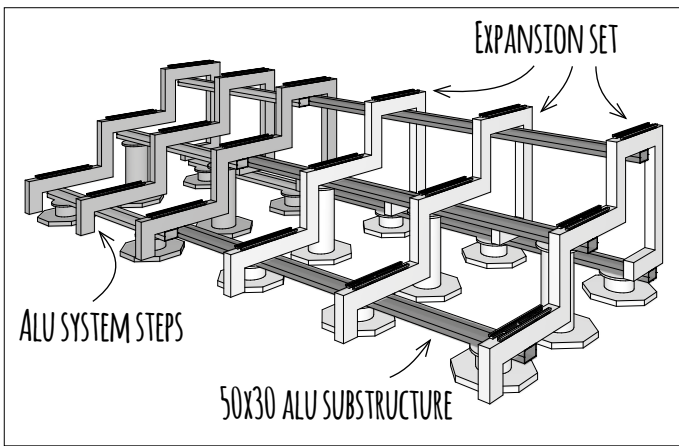




## Expansion set for alu system steps

Individual pre-installed stair stringer to expand the standard aluminium system steps including decking support pad and system rail. The expansion set is available in a 2- and 3-step version for tiles and boards.

Product	Part no.	Dimension	Qty. / PU	PU / Box
Expansion set planks, 2-steps	7038	322x576 mm	1	1
Expansion set planks, 3-steps	7039	492x866 mm	1	1
Expansion set patio tiles, 2-steps	7040	322x576 mm	1	1
Expansion set patio tiles, 3-steps	7041	492x866 mm	1	1



Suitabe accessories: 50x30 alu substructure on pages 106-107.



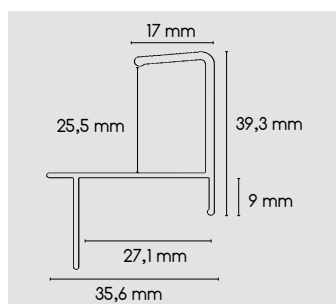
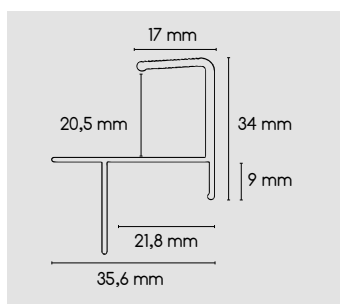




## Cover rail

Our cover rail is a simple and visually appealing solution for closing off the edges of WPC or therm. modified wood decks. The TERRACON® product range includes two versions of the end rail: for boards with thicknesses of 20-21 mm and 25-26 mm. These considerably simplify the fixing of the decking fascia. The rilled upper surface gives it a non-slip finish, making it suitable as a stair nosing.

Product	Part no.	Dimension	Board thickness	Qty. / PU	PU / Box
aluminium cover rail silver anodised (E6EV1)	7506	2x35,6x46,9x1900 mm	20-21 mm	1	6
	7507	2x35,6x46,9x4000 mm	20-21 mm	1	6
	7508	2x35,6x52,2x1900 mm	25-26 mm	1	6
	7509	2x35,6x52,2x4000 mm	25-26 mm	1	6



Facing at the front



Facing on the side

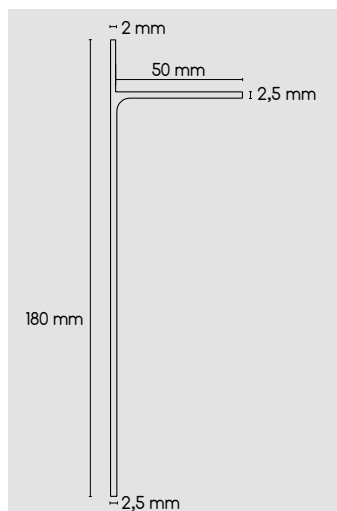
## Facing holder 180

The facing holder serves as an ideal aid to attach visually appealing facings at the end side of the patio with a board profile for larger construction heights. The side facing can be attached independently of the base with simple assembly and a stable connection to the aluminium substructure.

Product	Part no.	Dimension	Qty. / PU	PU / Box
Holder for patio facing incl. connector for CLIP rails and screws	7420	40x50x180 mm	4	8

### Advantages:

- ✓ Ideal accessory to add stylish facings to the patio
- ✓ Suitable for all our CLIP rails
- ✓ Installation independent of base
- ✓ comfortable and professional attachment to the aluminium substructure





## CARE

Weather influences, weed or plant growth are responsible for various stresses and contaminations of the patio. Regular cleaning and care are therefore necessary to maintain the durability and appearance of the planks in the long term.

With our appropriate care products, dirt can be treated and removed from almost any patio covering.

Decking boards TERRACON® thermo WPC 137 walnut





**Advantages:**

- ✓ Preserving the durability
- ✓ Effective cleaning and care
- ✓ All products are coordinated





## Special cleaner (Reviver)

The cleaner, which is enriched with oxalic acid, is particularly suitable for use with heavy discolouration and on weathered and greyed wooden boards. After application, the wooden boards will regain their original warm colour and natural character.

Product	Part no.	Use for	Coverage	Qty. / PU	PU / Box
Special cleaner (Reviver)	7200	Wooden boards	10-50 m <sup>2</sup>	1 litre	6

### Advantages:

- ✓ Refresher and cleaner for the natural character of wooden boards
- ✓ Original warm colouring of the wooden board reappears
- ✓ Odourless
- ✓ Biodegradable



## WPC waterproofing

The WPC waterproofing is a solvent-free, colourless waterproofing medium, suitable for any WPC surface. Manufactured from all natural oils, the product waterproofs WPC open-pored surfaces, making them waterproof and increasing their durability against UV radiation. An application is recommended after each major cleaning of the decking boards or when installing the decking at an unfavourable location contingent on weather (such as the shady side of the house).

Product	Part no.	Use for	Coverage	Qty. / PU	PU / Box
WPC waterproofing	7189	WPC boards	8-16 m <sup>2</sup>	0,75 litre	3

### Advantages:

- ✓ Increases durability against UV rays
- ✓ Impregnates the WPC surface open-pored
- ✓ Weatherproof



Cleaner in overview on page 193





## WPC cleaner EXTRA

The special cleaning agent for extra strong cleaning. Especially suited for stubborn dirt and oil and grease stains that cannot be removed during normal cleaning.

Product	Part no.	Use for	Coverage	Qty. / PU	PU / Box
WPC cleaner EXTRA	7387	WPC boards	150-200 m <sup>2</sup>	1 kg	4

### Advantages:

- ✓ For extra intensive cleaning with active oxygen
- ✓ Makes the original colour visible again



## Protective wax for the ends of wooden boards

The wax is applied to the end grain end of the boards, thus prevent bleeding, reducing shrinkage and cracking, and it is easy to use and features high weather and UV resistance. For hardwood and softwood patio decking.

Product	Part no.	Use for	Coverage	Qty. / PU	PU / Box
Protective wax	6994	Boards made of hardwood and softwood	up to 400 ends	0,25 litre	16

### Advantages:

- ✓ Reduction of cracking and fading
- ✓ Prevents bleeding of tropical woods
- ✓ Water-repellent
- ✓ Weatherproof and UV resistant



## Planex weed fleece

The weed fleece is placed on top of the prepared substrate in order to prevent unwanted vegetation from growing below the deck. The fleece is a perfect weed stopper, while remaining water-permeable. In addition, the neutral black colour is concealed by the substrate of the deck.

Product	Part no.	Dimensions	Qty. / PU	PU / Box
Weed fleece	6851	10x1,5 m	1 Pc.	10
Weed fleece	9064	50x1,5 m	roll	4

### Advantages:

- ✓ Prevents weeds\* from growing below the deck
- ✓ Water permeability

\* Except horsetail and similar aggressive weeds.



## ELEVATO® PRIVACY SCREEN

Design your privacy screen individually and uniquely! The elevato® system offers you an almost infinite number of possible combinations of different colours and materials such as HPL, aluminium, corten or stainless steel, giving your screening project that very special design. The use of frosted glass and original stone veneers is also possible and adds stylish accents to any privacy screen system. What's more, installation is quick and easy.



CHECK OUT OUR CURRENT  
CATALOGUE "PRIVACY SCREEN"

K & R

Elements in light grey with decor Lugo





#### Advantages:

- ✓ Extensive selection of standard elements
- ✓ Many individual design options
- ✓ Numerous colours and materials can be freely combined with each other
- ✓ Quick and easy installation
- ✓ Customised products at affordable prices
- ✓ Maintenance-free



#### Quality made in Germany

HPL (High Pressure Laminate) from Resopal meets all the requirements for modern and contemporary privacy screens in a quality „made in Germany“ and the many decades of experience in the field of façade technology are what gives the material its incomparable properties.

- ✓ Impact and break resistant
- ✓ UV and weather-resistant surfaces
- ✓ Frost, hail and rot proof
- ✓ Graffiti repellent
- ✓ Ecologically friendly raw materials (use of PEFC-certified wood)






## elevato® Privacy screen – product mix made of HPL

The product combinations of HPL with cassettes in powder-coated chestnut aluminium, Corten and stainless steel give every privacy screen its very special flair and offer individual design choices for anyone's taste. The matching décor elements in metal, stone veneer or glass complete the range perfectly.

- Extensive selection of standard elements
- Many individual design options
- Numerous colours and materials can be freely combined with each other
- Quick and easy installation
- Customised products at affordable prices
- Low-maintenance surfaces

ASSEMBLY VIDEO








## elevato® Privacy screen – made of ceramic

The ceramic privacy screen sets new standards in garden design. Thereby, the over decades proven material of the privacy screen can be perfectly combined with the new patio tiles of the **Columbia** series. Depending on the chosen colour combination, the matching decors create a beautiful contrast or a harmonious play of colours. The privacy screen decors are available in a thickness of 13 mm that consists of 2x6 mm ceramic and an integrated safety fabric.

- Available as standard elements in 3 different colours
- As a modular system for individual design
- Material: 13 mm ceramic



Columbia graphite

Columbia sand

Columbia grey





## Decorative elements


The decorative elements add stylish accents to any privacy screening system. The selection of materials ranges from aluminium, stone veneer, corten and stainless steel, frosted glass to planter wall and trellis.

- Numerous materials and colours
- Can be combined with HPL screening elements
- Weather-resistant: frost proof and hail proof
- Maintenance-free

## Planter wall / Trellis

The new elevato® plant wall adds natural accents to any privacy screen. It can be combined with the standard privacy screen elements, but is also a highlight on its own. Many things are possible when it comes to planting - for example, as a decorative play of colours with flowers or as a useful raised bed. The planting wall consists of 10 shelves with each 4 plantable compartments.

The new trellis is another option for adding a lively touch to your privacy screen with plants. The white HPL trellis is a beautiful contrast to the colourful climbing plants.



powder-coated aluminium  
"chestnut"

Corten steel

Stainless steel

Frosted glass



Trellis



Planter wall





Screening fence in white and anthracite



Door in white with aluminium "chestnut"

## Fences and end elements

The fences complement the elevato® privacy screens. There is the option of choosing from numerous standard elements or creating your own favourite from the modular system. You can also combine the proven product combinations of HPL and metal.

The elevato® end element was developed for the seamless transition from privacy screen to fence. The end element can also be used as a connection to the house with an adjacent fence.



Fence and end element

## Door and double gates

The frames and hinge profiles of the elevato® door and double gates are made of powder-coated aluminium and are supplied as a pre-assembled kit. Due to the extremely stable construction, a diagonal brace is not necessary. This gives the door an attractive appearance from both sides.

- Door frame and hinge profiles made of powder-coated aluminium profiles
- Without diagonal struts for an attractive appearance from both sides
- Door is supplied pre-assembled
- different choices for accessories



Handle set aluminium



Handle set powder coated



## TERRACE ROOFING MADE OF ALUMINIUM

Karle & Rubner roofing systems made of aluminium feature an elegant design, impressive extension options, high product quality and reasonable pricing! Powder-coating makes the profile perfectly weatherproof and therefore maintenance free! The roof consists of glass or Polycarbonate web-panels, depending on the model. A number of versions, the option of customisation, and the many RAL colours available make our roofing systems a visually appealing and individual solution.



CHECK OUT OUR CURRENT  
CATALOGUE "ROOFING"

K & R





Roofing SUPREMLINE



Roofing SUPREMLINE

#### Advantages:

- ✓ Elegant design
- ✓ Maintenance-free
- ✓ Individual design possibilities
- ✓ Roofing for various requirements
- ✓ Many expansion options
- ✓ 10 years warranty of roof, aluminium profiles and coatings



Roofing PRIMELINE



Roofing CUBUSLINE



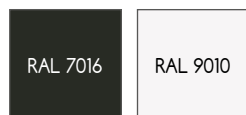
## SMARTLINE

The SMARTLINE patio roofing is an economical alternative to our range of roofing products. It is available and delivered in prefabricated grid dimensions (width/depth). The kit solution allows SMARTLINE to be set up quickly and easily in simple steps. The roofing has a standard roof pitch of 8° as well as water drainage integrated into the post, thus making it invisible.

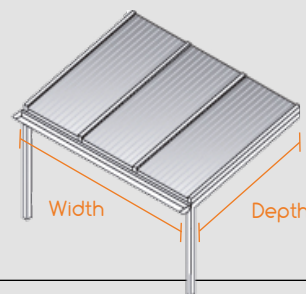
### Advantages:

- ✓ Roof coverings: Polycarbonate 16 mm or 8 mm glass roof (laminated safety glass)
- ✓ Water drainage integrated invisibly into the post
- ✓ Distance profile as optional accessory

### Colours:



### SMARTLINE Dimensions



#### SMARTLINE with Polycarbonate

Width: 3 m - 6 m

Depth: 2,5 m to 4 m

#### SMARTLINE with glass roof

Width: 3 m - 6 m

Depth: 2,5 m to 3,5 m







# PRIMELINE

PRIMELINE is terrace roofing with a simple construction made from high-quality powder-coated aluminium, which has its place on every house facade or masonry due to its variable roof pitch and dimensionally accurate adaptation. The facing profile of the visible rain gutter is optionally available in different profile shapes to visually add an individual accent as desired. The water drain is located inside the post and is therefore not visible from the outside, so that the look of the roofing is not impaired.

Advantages:

- ✓ Variable roof pitch 5-15°
- ✓ Optional trim (round, classic)
- ✓ Water drainage integrated into the post - not visible
- ✓ Custom sizes available
- ✓ Roof coverings: Polycarbonate 16 mm (4 types) or 8 mm glass roof (VSG)
- ✓ Gutter and wall connector made in one piece (up to 7.95 m in width)



Colours:

RAL 9016	RAL 7016	RAL 9010	RAL 9007
----------	----------	----------	----------

## PRIMELINE Dimensions

**PRIMELINE with Polycarbonate**  
Width: from 3 m any dimension is possible  
Depth: 2 m to 5 m - any dimension is possible

**PRIMELINE with glass roof**  
Width: from 3 m - any dimension is possible  
Depth: 2 m to 4 m - any dimension is possible

For depths over 4 m (Polycarbonate) / 3,5 m (glass), internal rafters are supplied with reinforcement profiles.





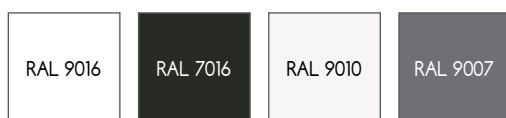
## SUPREME LINE

The striking gutter profile and a thicker post dimension give SUPREME LINE an extremely stable appearance and significantly increase the post spacing for extensive roofs. This ensures a clear view of the garden and its surroundings, even with larger roof widths (up to 7 m with two posts). Like the PRIMELINE series, SUPREME LINE also impresses with its simple construction, variable roof pitch, integrated water drainage in the post and dimensionally accurate adjustment.

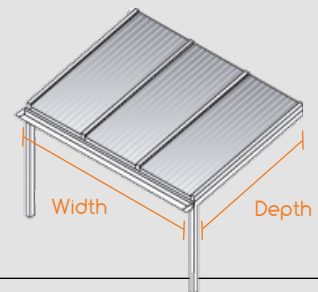
### Advantages:

- ✓ Stable gutter design: only two posts required for 7 x 2.5 m
- ✓ Variable roof pitch 5-15°
- ✓ Water drainage integrated into the post - not visible
- ✓ Tidy appearance thanks to spacer profiles between the rafters
- ✓ Roof coverings: Polycarbonate 16 mm (4 types) or 8 mm glass roof (VSG)
- ✓ Gutter and wall connector made in one piece (up to 7 m in width)

### Colours:



### SUPREME LINE Dimensions



#### SUPREME LINE with Polycarbonate

Width: from 3 m any dimension is possible  
Depth: 2 m to 5 m - any dimension is possible

#### SUPREME LINE with glass roof

Width: from 3 m any dimension is possible  
Depth: 2 m to 4 m - any dimension is possible

For depths over 4 m (Polycarbonate) / 3,5 m (glass), internal rafters are supplied with reinforcement profiles.

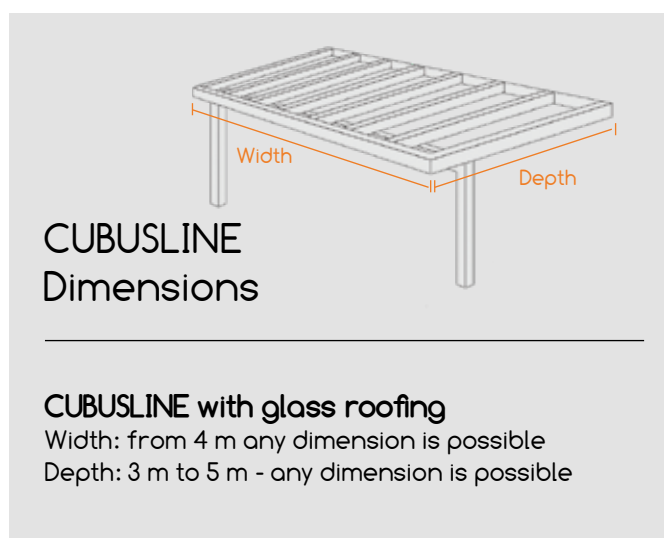






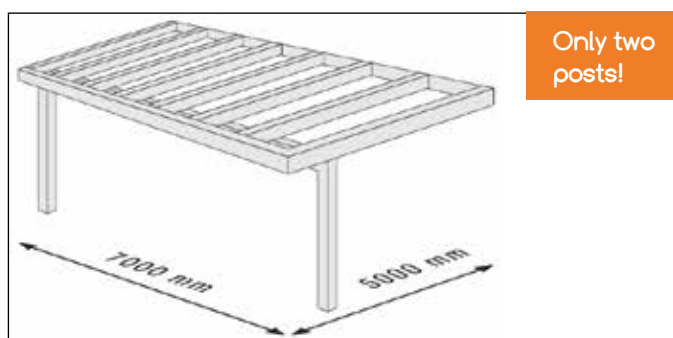
## CUBUSLINE

Strong and visually appealing. The terrace roofing that combines stability and elegance into a high-quality addition to your home. The unique design of CUBUSLINE results from the invisible roof pitch and a variable roof overhang, which also allows a roof depth of up to 5 m with a glass covering. Only two posts are required over a width of 7 m thanks to the special design with reinforced profiles. Special connectors and cover strips give CUBUSLINE a screw-free appearance with no visible fixing points.

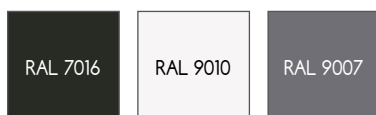


### Advantages:

- ✓ Post spacing up to 7 m
- ✓ Very high roof load thanks to reinforced profiles
- ✓ Unique flat roof design without visible roof pitch
- ✓ Various roof overhangs are possible



### Colours:



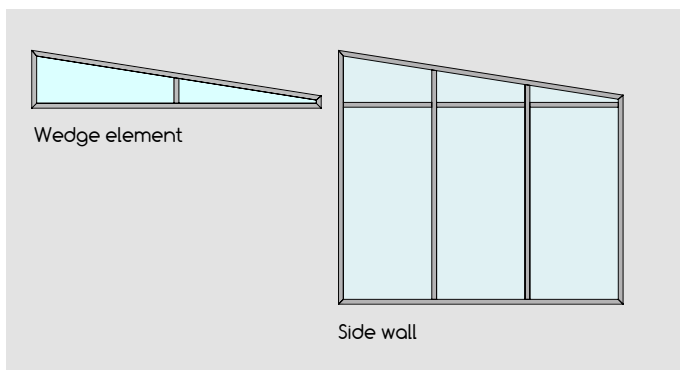


## Side elements

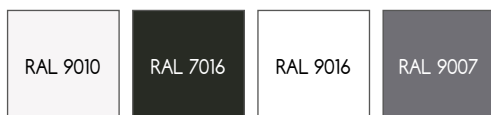
Various side walls as an addition to the roofing. The side walls provide protection in bad weather conditions such as rain and wind. The various side panels from aluminium and glass can be individually configured.

Choices:

- Wedge elements
- Side walls
- Sliding elements
- All-glass panorama walls

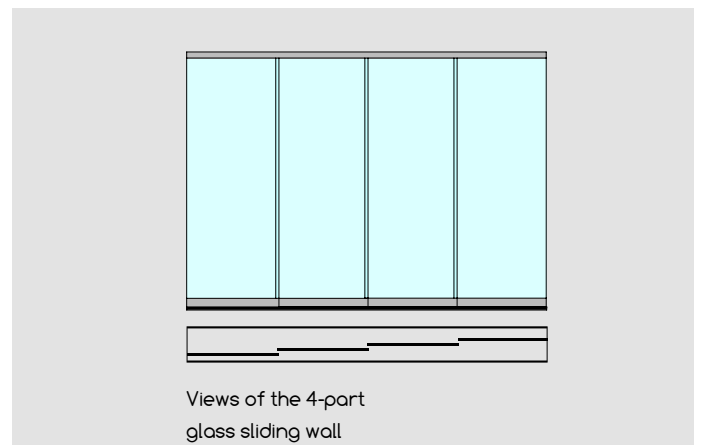


Colours:

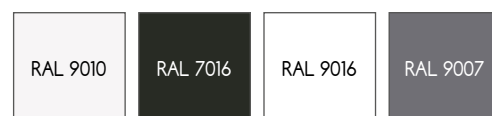


## Panoramic sliding walls

The panoramic sliding panel offers unrestricted views. Allowing you to enjoy the view of your garden to the fullest. In addition, the sliding glass wall system protects against rain, dirt and insects.



Colours:





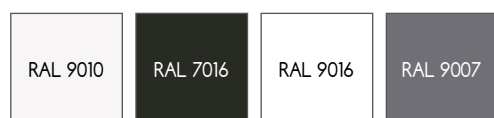


## Unheated conservatories

Create a closed space in the outdoor area and enjoy your garden even in poor weather conditions. Using the side and front wall and/or sliding or wing doors, the TERRACON®terrace roofing is converted to an „unheated conservatory“ in three steps.



Colours:



## Awnings

Sit comfortably in the shade and enjoy the summer! Our awnings will give your house a colourful appearance, plus offer a modern look and ideal protection against sun and rain.

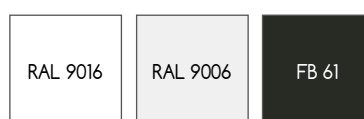
They are available in various colours, sizes and materials, all resistant to whatever weather conditions might come along.

### Advantages:

- ✓ Box and rail profiles made from extruded aluminium
- ✓ Special RAL paint finishes are possible
- ✓ Large selection of materials and colours



Colours:



## INFORMATION AND OVERVIEWS

We have compiled technical information and product data in a clear arrangement for you. These new information blocks, including overviews, allow you to find everything at a glance:

- Which fastener fits which decking board?
- Which amount of fasteners do I need for the project?
- Which aluminium substructure has the necessary static requirements?
- What are the differences between the various planks or aluminium substructures?

You can find all this information and much more on the following pages.

### Verlegung von WPC Dielen Piazza Or auf einer Alu-Unterkonstruktion mit

Die Gestaltung der Terrasse sollte vorab festgelegt werden, da der Alu-Gestaltungsmuster abhängig ist. Um den Bewegungseffekt des liegenden die Terrassenenden in Abwärtsrichtung des Wassers mit einer Neigung für ein optisch ansprechendes Endergebnis empfehlen wir, die Dielen koppen. Vor dem Zuschnitt und der Verlegung ist darauf zu achten, Bedingungen (u.a. Temperatur) auf Maß gekippt und entsprechend

Die Vorgaben und technischen Hinweise dieser Montageanleitung zu. Bei der Planung sollten schwere Gegenstände wie große Blumenkäse die Abstände zwischen den Unterkonstruktionsschienen in diesen B werden.

Bei Balkonen oder Dachterrassen können Konstruktionen in der R werden. Daher sollte die Unterkonstruktion als festes Rahmenwerk Eine solche Verlegart ist die Konstruktion mit Konterlattung, die i

#### Material:



**BIG-TWIXT Isostep**  
Alu-Schienen mit hoher statischer Belastbarkeit. Werden in Terrassenlager-CLIP geklickt.



**Terrassenlager-CLIP**  
millimetergenauer Höhen- und Gefälleausgleich (bis zu 8%) mit hoher Tragfähigkeit.



**Längsverbinder**  
ermöglicht eine verschraubte, optimierte Verlängerung der Alu-UK.



geklippt  
schnelle, technische  
Verlegung für



**Terassefix**  
für die unsichtbare Befestigung von Dielen mit NAIL.

**WICHTIG! SCHNELLE GEHT**


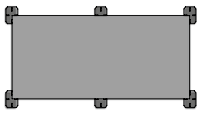
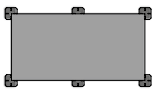
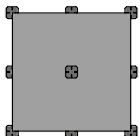
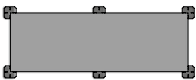
Querausicherung der Konstruktion  
Anordnung der äußeren Schiene  
Schiene geschraubt - d  
hängen darf





Product	Part no.	Base diameter	Height adjustment	Load capacity Newton / support feet	Load capacity kg / support feet	Use for	Features
 Decking support feet standard	7206	190 mm	25 - 40 mm	7.982	814	Any aluminium substructure	Maximal bearing surface: 85 mm
	7242	190 mm	35 - 70 mm	8.149	831		
	7243	190 mm	65 - 155 mm	8.228	839		
	7244	190 mm	145 - 225 mm	11.718	1195		
 CLIP Decking support feet	7207	190 mm	25 - 40 mm	7.982	814	CLIP rails	
	7245	190 mm	35 - 70 mm	8.149	831		
	7246	190 mm	65 - 155 mm	8.228	839		
	7247	190 mm	145 - 225 mm	11.718	1195		
 Decking support feet with tile spacer	7208	190 mm	25 - 40 mm	7.982	814	Patio tiles	Bar width: 3 mm Bar height: 16 mm
	7248	190 mm	35 - 70 mm	8.149	831		
	7249	190 mm	65 - 155 mm	8.228	839		
	7250	190 mm	145 - 225 mm	11.718	1195		
Flex / Flex CLIP Decking support feet 	6957			5.935	605	Spiked post holders	
	6967			5.935	605		
 Decking support feet Base	7122	180 mm	40 - 70 mm	5.700	581	Any aluminium substructure	
	7123	180 mm	70 - 130 mm	6.000	611		
	7124	180 mm	130 - 250 mm	6.200	632		
 Decking support feet Base with tile spacer	7190	180 mm	40 - 70 mm	5.700	581	Patio tiles	
	7191	180 mm	70 - 130 mm	6.000	611		
	7192	180 mm	130 - 250 mm	6.200	632		




## Required support points when laying ceramic patio tiles

Dimensions of the tile	Support points / tile		Dimensions of the tile	Support points / tile	
595x595x20 mm	4		595x1195x20 mm	6	
448x898x20 mm	6		795x795x20 mm	9	
395x1195x20 mm	6		In general, this information applies to the combination of accessory products with ceramic tiles from the Karle & Rubner range. Otherwise, the manufacturer's specifications for the required support points apply in each case.		




		Part no.	MEGA-Isostep	BIG-Isostep	TWIXT-Isostep	H-Isostep	SMART-Isostep
							
M-Fix		7400 + 7365	✓	✓	✓		
M-Fix H		7401 + 7375				✓	
M-Fix SMART		7411 + 7412					✓
S-Fix		7402 + 7366	✓	✓	✓		
S-Fix H		7403 + 7367				✓	
S-Fix SMART		7413 + 7414					✓
Edge-Fix SMART		7415					✓
Wall-Fix		9106	✓	✓	✓	✓	✓
Longitudinal Wall-Fix profile		7490	✓	✓	✓	✓	✓
Wall-Fix T profile		7489	✓	✓	✓	✓	✓
Variable side panel 69-113 mm		7370 + 7372		✓	✓	✓	
Variable side panel 105-149 mm		7371 + 7373	✓	✓	✓	✓	
Variable side panel 45 mm		7394 + 7397	✓	✓	✓	✓	✓
Basic side panel 90 mm		7395 + 7398		✓	✓	✓	
Basic side panel 180 mm		7396 + 7399	✓	✓	✓	✓	

# Aluminium substructures in overview

Characteristics	MEGA-Isostep	BIG-Isostep	TWIXT-Isostep
			
Special feature:	Due to the large distances between the pedestal centres, significantly fewer decking support feet must be aligned. In combination with a virtually screwless assembly (CLIP system), the entire substructure can be installed considerably faster. All system rails can be combined with one another.		
Dimensions:	64x95x4000 mm (68 mm incl. latches)	64x45x4000 mm (68 mm incl. latches)	64x30x4000 mm + 64x30x1900 mm (68 mm incl. latches)
Distance between two support points (with a load capacity of 400 kg/m <sup>2</sup> and 400 mm spacing):	3000 mm	1100 mm	800 mm
Screw channel:	✓	✓	✓
System rail:	✓	✓	✓
Wall thickness in fixing area:	3 mm	3 mm	3 mm
Coating:	powder coated in RAL 9005	powder coated in RAL 9005	powder coated in RAL 9005
Fire classification:	A1 (according to DIN 4102)	A1 (according to DIN 4102)	A1 (according to DIN 4102)
Screwless attachment to decking support feet possible?	✓ (CLIP System)	✓ (CLIP System)	✓ (CLIP System)
Easy fixing of a 60 x 90 mm Isopad possible?	✓	✓	✓
Does a connector exist for waste-optimised assembly?	✓	✓	✓
Sold in packs:	64 / pallet	64 / pallet	64 / pallet
Part no.:	9103	9101	9100 + 9102










H-Isostep	BASE-Isostep	50x30 Aluminium substructure	SMART-Isostep
			
In addition to the well-known TERRACON® fasteners, the special structure also accommodates mounting brackets from Kosche. It can also be used in conjunction with the CLIP system.	Convenient entry into the aluminium substructure product range. Compared to wooden substructures, the aluminium rails have the advantage that they cannot rot and they have a much higher load capacity and dimensional accuracy.		The perfect solution if only small installation heights are possible, such as on balconies. All system rails can be combined with one another.
64x40,5x3000 mm (68 mm incl. latches)	64,5x35x4000 mm	50x30x3000 mm	40x23x1800 mm + 40x23x3600 mm
750 mm	700 mm	700 mm	400 mm
✓			✓
			✓
2,5 mm	3 mm	1,8 mm	3 mm
non-coated	non-coated	powder coated in RAL 9005 + non-coated	powder coated in RAL 9005
Al (according to DIN 4102)			Al (according to DIN 4102)
✓ (CLIP System)			
✓	✓		no (integrated rubber granulate insert))
✓	✓	✓	✓
64 / pallet	80 / pallet	150 / pallet	10 / pack (1,80 m) 50 / pallet (3,60 m)
7125	6508	7170 + 7171	9105 + 9104

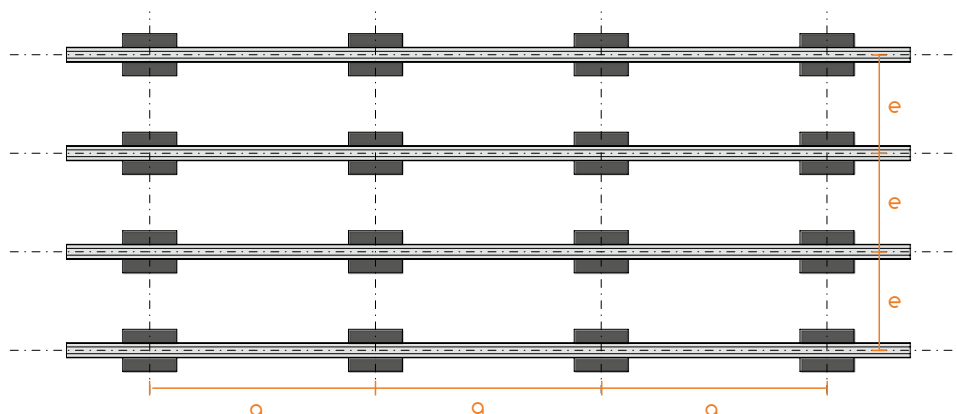
# Span and distance values with surface payload according to DIN EN 1991: Aluminium substructure

Deformation limit L/300 according to DIN or max. 4 mm

Surface payload according to DIN EN 1991; For terraces, balconies, arcades, loggias and exit landings = 4.0 kN/m<sup>2</sup> or higher loads may be required for a building area. This is to be taken from the building statics and/or the building permit.

		Span width for aluminium substructures							
		Payload (kN/m <sup>2</sup> )	Distance between the substructures <i>e</i> in mm						
			300	350	400	450	500	550	600
			Distance of the girder support points <i>a</i> in mm						
	BIG-Isostep	2	1.460	1.420	1.380	1.350	1.320	1.285	1.250
		4	1.270	1.230	1.190	1.130	1.070	1.025	980
	TWIXT-Isostep	2	1.020	995	970	945	920	890	860
		4	870	845	830	810	790	760	730
	H-Isostep	2	940	915	890	865	840	810	780
		4	790	765	750	730	710	680	650
	SMART-Isostep	2	630	590	550	520	490	470	450
		4	470	440	410	390	370	340	330
	BASE-Isostep	2	880	855	840	820	800	770	740
		4	725	715	700	690	670	660	650
	50x30 alu substructure	2	880	855	840	820	800	770	740
		4	725	715	700	690	670	660	650
	QLICK alu substructure	2	1.000	975	950	925	870	855	840
		4	790	765	750	730	690	660	630

\*Important: The listed values apply to the installation of decking boards. When laying patio slabs, make sure that the SMART Isostep rail is underlaid with an Isopad in the appropriate thickness underneath the attached M-Fix-SMART.






# Span and distance values with surface payload according to DIN EN 1991: MEGA-Isostep

1. Surface payload according to DIN EN 1991; For terraces, balconies, arcades, loggias and exit landings = 4.0 kN/m<sup>2</sup> or higher loads may be required for a building area. This is to be taken from the building statics and/or the building permit.

2. For constructions with cantilever arms, it is important that lift-off restraints may be required for short span widths. Deformation limits of the fields according to DIN EN standard with cantilever arms: approx. 3 mm.

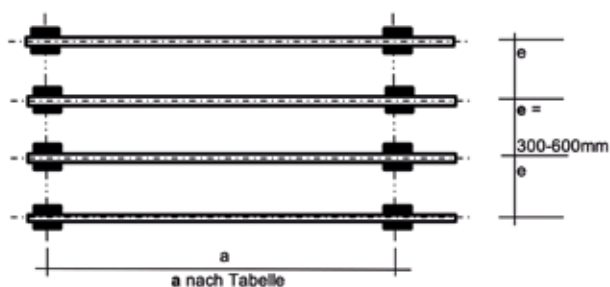
Span width for MEGA-Isostep with decking up to 58 kg/m <sup>2</sup>									
	Design	Payload (kN/m <sup>2</sup> )	Distance between the profiles <b>e</b> in mm						
			300	350	400	450	500	550	600
			Distance of the girder support points <b>a</b> in mm						
	Two-span girder**	4,0	2.000	2.000	2.000	2.000	2.000	2.000	2.000
	Cantilever length*		1.100	1.100	1.100	1.030	960	930	900
	Two-span girder**	5,0	2.000	2.000	2.000	2.000	2.000	2.000	2.000
	Cantilever length*		1.100	1.030	960	930	900	915	930
	Single span girder	4,0	3.210	3.105	3.000	2.935	2.870	2.810	2.750
	Cantilever length*		470	470	470	435	400	390	380
	Single span girder	5,0	3.210	3.040	2.870	2.815	2.760	2.685	2.610
	Cantilever length*		450	425	400	395	390	390	390

\*When installing a safety barrier on cantilevers, the length of the cantilever must be limited to a maximum of 320 mm.

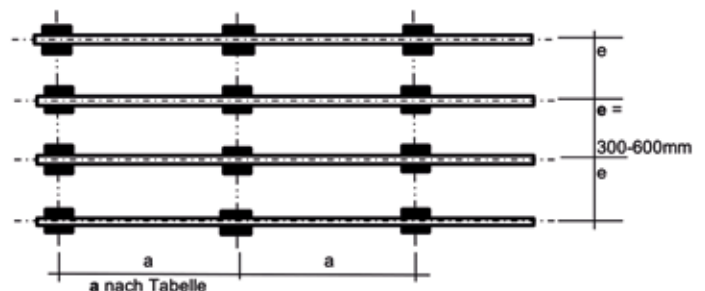
\*\*Max. supplied length: 4000 mm

Surface load of the decking from top edge of the profile (incl. fixing and substructure): 0,58 kN/m<sup>2</sup>

Single span girder



Two-span girder






## Application on CLIP decking support feet

Generally, the specified distances can also be used for decking support feet. It must be taken into account that with the max. distances, vibrations can occur within the construction which may result in a softer running feeling.




In order to prevent the construction from resonating, we recommend maintaining a max. centre distance of 2100 mm on a compacted and paved subfloor.

# TERRACON® WPC Boards

	TERRACON® WPC Piazza One	TERRACON® WPC Piazza Pro	TERRACON® WPC Piazza Pro QCLICK
			
Profile	25x140 mm 1-sided	25x140 mm 1-sided	25x140 mm 1-sided
Product	Solid board with groove	Solid board with groove	Solid board with bottom groove
Material composition	Surface with a high-performance polymer coating PEX and core of cellulose fibres sheathed in recycled polyethylene	Surface with a high-performance polymer coating PEX and core of cellulose fibres sheathed in recycled polyethylene	Surface with a high-performance polymer coating PEX and core of cellulose fibres sheathed in recycled polyethylene
Country of manufacture	Germany	Germany	Germany
Recycling percentage	75 %	75 %	75 %
Colour change	No colour change due to high-performance polymer coating PEX. Colours fade slightly over the years.	No colour change due to high-performance polymer coating PEX. Colours fade slightly over the years.	No colour change due to high-performance polymer coating PEX. Colours fade slightly over the years.
Application	Residential	Residential and commercial areas	Residential and commercial areas
Max. distance of the substructure	Private: 35 cm	Private: 40 cm, commercial: 30 cm	Private: 40 cm, commercial: 30 cm
Fire class	E (according to standard EN 13501-1)	E (according to standard EN 13501-1)	E (according to standard EN 13501-1)
Anti-slip class	Slip-resistant R10 - A+B+C (according to DIN 51130 / DIN 51097)	Slip-resistant R10 - A+B+C (according to DIN 51130 / DIN 51097)	Slip-resistant R10 - A+B+C (according to DIN 51130 / DIN 51097)
De-icing salt can be used	✓	✓	✓
0 % gradient	✓	✓	✓
Oil and grease resistancy	✓	✓	✓
Chlorine water resistant	✓	✓	✓
Salt water resistant	✓	✓	✓
Fully recyclable	✓	✓	✓
Free of cracks and splinters	✓	✓	✓
Made in Germany	✓	✓	✓
Dimensionally stable	✓	✓	✓
From recycled materials	✓	✓	✓
Heat treated			

**Note:** Electrostatic charging of WPC decking is a phenomenon that can occur in warm dry weather. This leads to charges that discharge whenever touching earthed objects, e.g. metal railings. The material of footwear (shoe soles made of rubber and PVC) has a decisive impact on this effect.



TERRACON® WPC 140	TERRACON® WPC Vision CoolDeck	TERRACON® Thermo WPC 137
		
21x140 mm 2-sided	25x137 mm 1-sided	25x137 mm 2-sided
Solid board with groove	Solid board with groove	Solid board with groove
30% food grade PE + 70% pine and spruce wood, UV stabilisers, colour pads Wood fibres = renewable raw materials are 100% PEFC certified	recycled PE + thermally treated oak wood fibres	recycled PE + thermally treated oak wood fibres
Germany	USA	USA
-	95 %	95 %
Colour change: similar to natural product	No colour deviation within 10 years	Brightening/greying up to three months after installation
Residential and commercial areas	Residential and commercial areas	Residential and commercial areas
Private: 40 cm, commercial: 40 cm	Private: 45 cm, commercial: 40 cm	Private: 45 cm, commercial: 45 cm Special conditions: 40 cm
E (according to standard EN 13501-1)	E (according to standard EN 13501-1)	E (according to standard EN 13501-1)
Slip-resistant R11 (tested in accordance with the guidelines of DIN 51130)	Slip-resistant R11 (tested in accordance with the guidelines of DIN 51130)	Slip-resistant R11 (tested in accordance with the guidelines of DIN 51130)
✓	✓	✓
✓	✓	✓
✓	✓	✓
✓	✓	✓
✓	✓	✓
✓	✓	✓
✓	✓	✓
✓	✓	✓
✓	✓	✓
✓	✓	✓
✓	✓	✓
✓	✓	✓
✓	✓	✓

To avoid this, make sure that metal objects (e.g. handrails) are not in contact with the floor or are made of non-conductive materials such as wood or plastic. This charging characteristic appears less or not at all in high humidity. For more information, see our product data sheets:

[www.karle-rubner.de](http://www.karle-rubner.de)










# Overview of suitable fixings for decking boards

Product	Design	Moisture content during assembly	Joint space	Alu substr. (BIG- und TWIXT-Isostep)	SMART-Isostep	Clipper 90-120 mm Board thickness: 20-24 mm	Clipper 90-120 mm Board thickness: from 25 mm	Clipper 120-150 mm Board thickness: 20-24 mm
								
WPC boards								
WPC Piazza One	25x140 mm	not relevant	5-7 mm	✓	✓			
WPC Piazza Pro	25x140 mm	not relevant	5-7 mm	✓	✓			
WPC 140	21x140 mm	not relevant	5-7 mm	✓	✓			✓
WPC Vision CoolDeck	25x137 mm	not relevant	5-7 mm	✓	✓			
WPC 137	25x137 mm	not relevant	5-7 mm	✓	✓			
Wood boards								
Thermo Ash smooth and brushed	20x115 mm	5-6%	4-7 mm	✓	✓	✓		
Thermo Pine ripped and brushed	26x118 mm	5-6%	4-7 mm	✓	✓		✓	
Thermo Pine ripped and brushed	26x140 mm	5-6%	4-7 mm	✓	✓			✓
Accoya	22x140 mm	18%	7 mm*	✓	✓			✓
Bamboo system board	20x200 mm	not relevant	7 mm	✓	✓			
Bamboo system board	20x137 mm	not relevant	7 mm*	✓	✓			✓
Bankirai smooth and ripped	25x145 mm	18%	7 mm*	✓				
Douglas fir standard	26x145 mm	18%	7 mm*	✓				
Douglas fir european	28x145 mm	18%	7 mm*	✓				
Garapa smooth	21x145 mm	18%	7 mm*	✓				✓
Garapa smooth	25x145 mm	18%	7 mm*	✓				
Ipè	25x145 mm	18%	7 mm*	✓				
Larch / standard	26x145 mm	18%	7mm*	✓				
Tyrolean High-Altitude Larch	25x140 mm	18%	7 mm*	✓				
Siberian Larch	26x145 mm	18%	7 mm*	✓				

## Important information:

\*We approve the Clipper for all patio decking made from thermally modified wood, thermally modified WPC, WPC, softwood and commercially available chamber-dried hardwoods. Excluded are woods with an alternating twist growth such as Massaranduba and Cumaru.







Clipper 120-150 mm Board thick- ness: from 25 mm	Terraflex N6** 7 mm joint space	Terraflex Pro N6** 5 mm joint space	Terraflex N9** 7 mm joint space	Terraflex Pro N9** 5 mm joint space	Terraifix 4 mm joint space	Terraifix 7 mm joint space	Spacing bar 4 mm joint space	Spacing bar 7 mm joint space
								
✓			✓	✓	✓		✓	
✓	✓	✓			✓		✓	
	✓	✓			✓		✓	
✓			✓	✓	✓		✓	
✓			✓	✓	✓		✓	
	✓	✓			✓		✓	
			✓	✓	✓		✓	
			✓	✓	✓		✓	
	✓	✓				✓		✓
	✓	✓				✓		✓
	✓	✓				✓		✓
✓						✓		✓
✓						✓		✓
✓						✓		✓
			✓	✓		✓		✓
✓						✓		✓
✓						✓		✓
✓			✓	✓		✓		✓
✓			✓	✓		✓		✓
✓			✓	✓		✓		✓

When laying patio decking made from tropical woods with Clipper, a double substructure is required at the start and end of the patio decking (support points for the ends of the boards): Spacing from the substructure with a double substructure: maximum 20 cm. Good underside ventilation must be ensured: our recommendation: min. 150 mm construction height.

Our Terraflex fastener is also compatible with many other planks. Please always note our installation instructions for Terraflex and Clipper and the laying instructions from the decking board manufacturer.

## Required quantity of fasteners per m<sup>2</sup>

Fixing	max. spacing of substr. in mm	Board width in mm					
		115	120	130	137	140	145
 TerraFlex (Pc./m <sup>2</sup> )	300	33	32	29	28	27	26
	350	29	28	25	24	24	24
	400	24	24	22	21	20	20
	450	24	24	22	21	20	20
 TerraFix 7 mm (Pc./m <sup>2</sup> )	300	34	33	30	29	28	27
	350	29	29	26	25	25	24
	400	25	24	22	22	21	20
	450	25	24	22	22	21	20
 TerraFix 4 mm (Pc./m <sup>2</sup> )	300	35	33	30	29	29	28
	350	30	29	27	26	25	24
	400	26	25	23	22	22	21
	450	26	25	23	22	22	21
 Clipper (Pc./m <sup>2</sup> )	300	34	33	30	29	28	27
	350	30	29	27	25	25	24
	400	26	24	23	22	21	20
	450	26	24	23	22	21	20

Data based on a rectangular terrace of 15 m<sup>2</sup>. The calculated values may differ for a different terrace shape / area. The data corresponds to an approximate quantity calculation.

## Running meters of decking boards per m<sup>2</sup>













Board width in mm	Running meters per m <sup>2</sup>	
	7 mm joint	5 mm joint
140	6,80	6,90
137	6,94	7,04
118	8,00	8,13
115	8,20	8,33

Calculation of the number of boards using the example of thermo pine (terrace area 15 m<sup>2</sup>):

3,0 m x 0,14 m x 0,026 m (length x width x height)  
Joint width 0,007 m  
15 m<sup>2</sup> : 0,147 m (board width + joint) = 102,04 running meters  
102,04 running meters : 3,0 m = 34,01 ~ 35 boards

The calculation serves only as an example and does not claim to be universally valid. When calculating the floorboard area, aesthetic aspects such as the joint, the running direction and also the optimisation of waste are taken into account.



Screw		Dimension	Stainless steel			Field of application						
			C1*	A2**	A4***	Con- crete	wo- den sub- struc- ture	Alumi- nium sub- struc- ture	Support feet	Visible screwing	Connection to counter batten	
											TWIXT Isostep	BIG Isostep
Deck screw TX25 Counter- sunk head		5,5x40 mm		✓	✓		✓			✓		
		5,5x50 mm		✓	✓		✓			✓		
		5,5x60 mm		✓	✓		✓			✓		
		5,5x70 mm		✓	✓		✓			✓		
Deck screw TX25 Counter- sunk head		5,0x60 mm	✓				✓			✓		
		5,0x60 mm			✓		✓			✓		
Deck screw TX25 Counter- sunk head		5,5x40 mm		✓	✓			✓		✓		
		5,5x45 mm		✓	✓			✓		✓	✓	
		5,5x50 mm		✓	✓			✓		✓		✓
		5,5x60 mm		✓	✓			✓		✓		
Drilling screw, TX20 Panhead		3,9x19 mm	✓						✓			
Screw TX30 Oval head		7,5x30 mm				✓			✓			

\*Stainless steel C1 – stainless, hardened and corrosion resistant (magnetic)

\*\*Stainless steel A2 – stainless, not hardened, with high corrosion resistance (non-magnetic)

\*\*\*Stainless steel A4 – additional qualities: resistant to tannic acid, chlorine and salt water

## Recommandation for Pre-drilling

Material	Field of application	Diameter of the screw	Diameter of the drill
Wood	Visible screwing of decking boards	5,5 mm	6 - 6,5 mm (basically 0,5 - 1,0 mm larger than the screw diameter)
Aluminium	Mounting of support feet and substructure	3,9 mm	3 mm metal drill
	Mounting of substructure and counter batten	4,8 mm	5 mm metal drill
	Fastening of TWIXT or BIG Isostep with the connector	3,9 mm	3 mm metal drill
	Pre-drilling for fastening Terrastart	4,2 mm	3 mm metal drill
Concrete	Mounting of support feet to concrete slabs	7,5 mm	6 mm masonry drill

## Suitable screw lengths for visible screw fastening on aluminium substructure

Board thickness	MEGA-Isostep	BIG-Isostep	TWIXT-Isostep	H-Isostep	SMART-Isostep	50x30 Alu substructure	BASE-Isostep
							
16-18 mm	40-100 mm	40-55 mm	40 mm	40 mm	40 mm	40-45 mm	40-45 mm
19-21 mm	40-100 mm	40-55 mm	40-45 mm	40-45 mm	40-45 mm	40-45 mm	40-45 mm
22-24 mm	45-105 mm	45-60 mm	45 mm	45 mm	45 mm	40-45 mm	40-45 mm
25-26 mm	45-105 mm	45-60 mm	45-50 mm	45-50 mm	45-50 mm	45-50 mm	45-50 mm
27-29 mm	50-110 mm	50-65 mm	50 mm	50 mm	50 mm	50-55 mm	50-55 mm
30-31 mm	50-110 mm	50-65 mm	50-55 mm	50-55 mm	50-55 mm	50-55 mm	50-55 mm
32-34 mm	55-115 mm	55-70 mm	55 mm	55 mm	55 mm	55-60 mm	55-60 mm
35-36 mm	55-115 mm	55-70 mm	55-60 mm	55-60 mm	55-60 mm	55-60 mm	55-60 mm
37-39 mm	60-120 mm	60-75 mm	60 mm	60 mm	60 mm	60-65 mm	60-65 mm
40-41 mm	60-120 mm	60-75 mm	60-65 mm	60-65 mm	60-65 mm	60-65 mm	60-65 mm





This information only applies when using Terrafix with a construction height of 6 mm.

## Quantity of screws per m<sup>2</sup> for visible fastening

Board width in mm	4 mm joint		7 mm joint	
	Spacing between substructures		Spacing between substructures	
	400 mm	500 mm	400 mm	500 mm
145	40	34	40	33
140	42	35	41	34
120	48	40	48	40
90	64	53	62	52

The data is based on a rectangular terrace of 15 m<sup>2</sup>. The calculated values may differ for a different terrace shape / area. Figures correspond to an approximate calculation of quantities.



Product	WPC cleaner EXTRA	Special cleaner (Reviver)	WPC waterproofing	Wax for board ends
				
Suitable for:	WPC boards	Wood boards	WPC boards	Wood boards (hardwood and softwood)
Suitable for:	<ul style="list-style-type: none"> <li>Stubborn stains and soiling that cannot be removed with normal cleaning</li> <li>Oil and grease stains</li> </ul>	<ul style="list-style-type: none"> <li>Weathered and greyed wooden boards</li> <li>Significant discolouration (iron and tannic acid reaction) of decking boards</li> </ul>	<ul style="list-style-type: none"> <li>Waterproofing and protection of WPC boards</li> <li>Boards lightened by UV rays</li> </ul>	Front end of wooden boards
Advantages:	<ul style="list-style-type: none"> <li>For extra intensive cleaning with active oxygen</li> <li>Makes the original colour visible again</li> </ul>	<ul style="list-style-type: none"> <li>Refresher and cleaner for the natural character of wooden boards</li> <li>Original warm colouring of the wooden board reappears</li> <li>Odourless</li> <li>Biodegradable</li> </ul>	<ul style="list-style-type: none"> <li>Improved resistance against UV rays</li> <li>Waterproofs WPC open-pored surfaces</li> <li>Weatherproof</li> </ul>	<ul style="list-style-type: none"> <li>Reduction of cracking and fading</li> <li>Prevents bleeding of tropical woods</li> <li>Water-repellent</li> <li>Weatherproof and UV resistant</li> </ul>
Ingredients:	Sodium carbonate, disodium carbonate, compound with hydrogen peroxide (2:3), anionic surfactants, non-ionic surfactants, TAED.	Oxalic acid (< 5%). Solvent-free, chlorine-free, formaldehyde-free	Natural waxes and oils, water, 2-butoxyethanol, additives, in-can preservation (1,2-Benzisothiazol-3(2H)-one (BIT), reaction mixture of 5-chloro-2-methyl-2H-isothiazol-3-one and 2-methyl-2H-isothiazol-3-one (CIT/MIT)	Refined natural oils such as soya and sunflower oil, natural waxes, iso-aliphatics, lead-free siccatives, neodecanoic acid, cobalt salt.
Package size:	1 kg	1 litre	0,75 litre	0,25 litre
Part no.:	7387	7200	7189	6994
Coverage:	approx. 150 – 200 m <sup>2</sup> Depends on the degree of soiling	approx. 10 - 50 m <sup>2</sup> Depends on the degree of greying	approx. 8 - 16 m <sup>2</sup> (Depends on the structure of the surface)	Up to 400 board ends

**KARLE & RUBNER**



[www.karle-rubner.de](http://www.karle-rubner.de)

